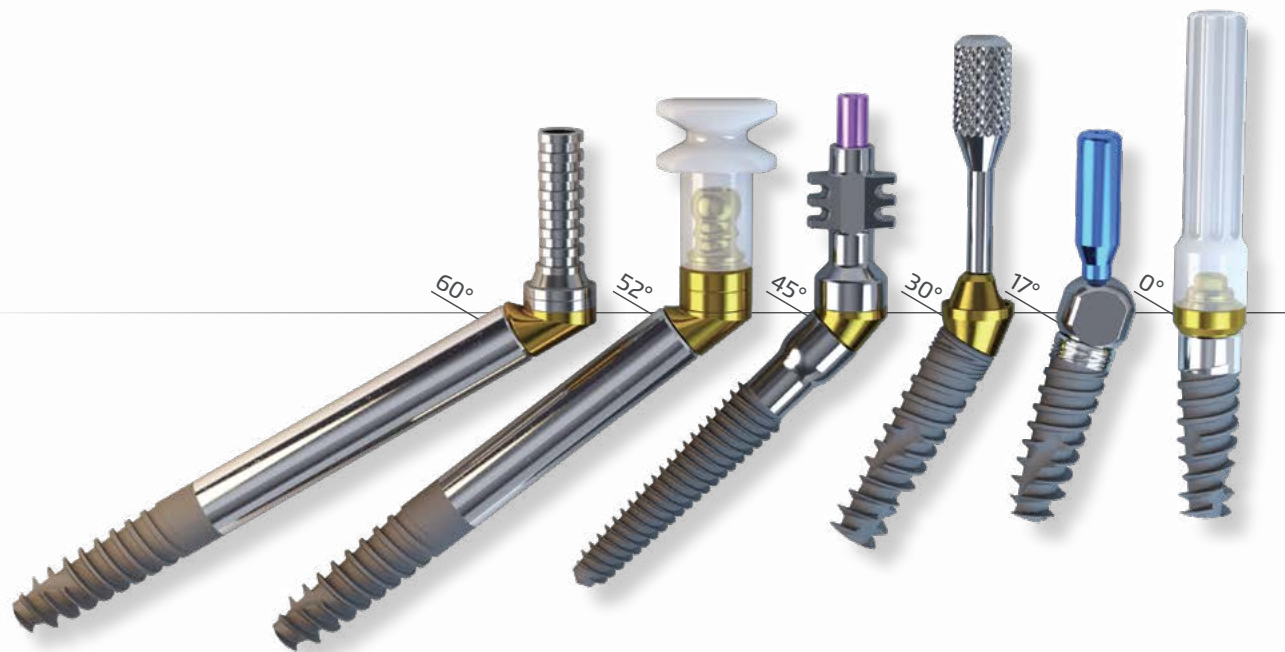




TOTAL SOLUTIONS FOR TOTAL CARE

PRODUCT CATALOG



WIDE RANGE
OF DENTAL SOLUTIONS

TABLE OF CONTENTS

INTRODUCTION

- 02 WHY NORIS MEDICAL?
- 04 REGULATORY COMPLIANCE
- 04 MATERIALS & SURFACE TREATMENT

DENTAL IMPLANT SOLUTIONS

- 06 IMPLANTS PACKAGING
- 07 IMPLANTS DRILLING PROTOCOL LEGEND
- 08 IMPLANTS INDEX

CLASSIC SERIES

- 10 TUFF
- 12 TUFF PRO
- 14 TUFF TT
- 16 ONYX
- 18 CORTICAL
- 19 S-IMPLANT

ONE-PIECE SERIES

- 22 MONO
- 24 MONO BENDABLE
- 26 MBI / MBI NC
- 27 COMPONENTS

CHALLENGE SERIES

- 28 PTERYFIT
- 29 PTERYCORE
- 30 ZYGOMATIC

PROSTHETIC

ACCESSORIES

- 34 PROSTHETIC WORKFLOW
- 34 PROSTHETIC COMPONENTS DRIVERS
- 35 MULTI-UNIT & VARI-CONNECT DRIVERS
- 36 HEALING CAPS
- 37 OPEN & CLOSED TRAY TRANSFERS
- 38 SNAP-ON TRANSFER
- 39 CLIP-ON TRANSFER

CEMENT RETAINED RESTORATIONS

- 40 PEEK TEMPORARY ABUTMENTS
- 41 TITANIUM TEMPORARY ABUTMENTS

- 42 STRAIGHT ABUTMENTS
- 44 ANGLED ABUTMENTS
- 45 CASTABLE ABUTMENTS

SCREW RETAINED RESTORATIONS

- 46 STRAIGHT MULTI-UNIT
- 47 ANGLED MULTI-UNIT
- 48 MULTI-UNIT COMPONENTS
- 49 MULTI-UNIT DRIVERS
- 50 MULTI-UNIT PROTOCOL

SCREW RETAINED AND OVERDENTURE RESTORATIONS

- 52 VARI-CONNECT
- 53 VARI-CONNECT COMPONENTS
- 54 VARI-CONNECT PROTOCOL

OVERDENTURE RESTORATIONS

- 56 BALL ATTACHMENT
- 57 FLAT ATTACHMENT

CEMENT RETAINED & SCREW RESTORATIONS

- 58 ESTHETIC SCREW ABUTMENTS

CAD/CAM COMPONENTS

- 59 VERSATILE SCAN BODIES
- 60 TI-BASES FOR INTERNAL HEX IMPLANTS
- 61 TI-BASES FOR MULTI-UNIT
- 62 DIGITAL ANALOG

INSTRUMENTS

- 64 DRILLS & TOOLS INDEX
- 65 DRILLS
- 71 DRIVERS
- 74 INSTRUMENTS
- 77 SURGICAL SETS

DIGITAL SOLUTIONS


- 86 INTRODUCTION
- 88 EZgoma®
- 91 EZguide™

APPENDICES

- 94 PRODUCTS LIST

A woman with dark hair pulled back, wearing a white lab coat over a light blue collared shirt, stands with her arms crossed and a warm smile. The background is a bright, out-of-focus clinical setting.

We can make you
Smile

 NORIS Medical

Total Solutions for Total Care

Noris Medical is a premium implant company focusing on developing, designing and building innovative original products and systems for all dental implant applications.

Each new product and system is supplied with comprehensive peripheral instrumentation needed for its successful implementation.

Noris Medical provides the doctor with a guarantee for a complete turnkey solution, personal attention and quality for a lifetime, and a full range of premium clinical devices with unique attributes and advantages.

We continuously guide and support our customers through the medical process – with professional training, courses, world leading specialists and dedicated first-class customer service.

WE BELIEVE IN



PROFESSIONAL
EXPERIENCE



SERVICE
EXCELLENCE



HIGHEST
QUALITY



FULL
FLEXIBILITY

REGULATORY COMPLIANCE

Noris Medical invests significant resources in creating an environment for the design and manufacture of its dental products. Keeping patient safety at the forefront throughout the process, Noris Medical complies with international regulatory compliance for manufacturing and quality. The entire manufacturing process is monitored and recorded for total process traceability. All facilities are subjected to strict inspection procedures.

- Products carry the CE mark and meet the European Medical Device Directive (93/42/EEC).
- Products received the FDA Clearance Premarket Notification (510k) (K140440, K151909, K153043, K162308).
- Meticulous quality control system is in compliance with EN ISO 13485:2016 and FDA QSR 21 CFR Part 820.
- Successful MDSAP (Medical Device Single Audit Process) AUDIT are conducted annually. This audit is recognized by United States FDA, Australia TGA, Brazil ANVISA, Japan PMDA, Canada CMDR.
- ISO 7 clean room production.

MATERIALS & SURFACE TREATMENT



Titanium Alloys are known for their superior biocompatibility and tensile strength. Therefore, all Noris Medical Dental Implants and most prosthetic Components are produced from Titanium Alloy Ti-6Al-4V ELI (Grade 23).

Modification of Dental Implant surfaces plays a major role in osseointegration by promoting shorter healing times from implant placement to restoration. Roughened surfaces provide increased amount of bone to implant contact. The topography, down to the micron, affects the attachment and growth of bone cells on the dental implant, improving BIC - Bone Implant Contact.

Noris Medical applies RBM (Resorbable Blast Media) in order to induce the sub-micron topography.

The material used for the RBM process is Hydroxyapatite, which is a highly resorbable and biocompatible material. Hydroxyapatite as the blasting material also eliminates the need of using strong acids for the removal of blasting material remnants.

Implant surfaces that have been RBM treated are considered to be more osteoconductive. Research shows higher percentage of bone to implant contact around RBM treated implants. This finding could be especially useful in severe clinical conditions like poor bone quality and in cases of early or immediate loading.



REFERENCES

- McCracken M. Dental implant material: Commercially pure Titanium Alloy and Titanium Alloys. *J Prosthodont* 1999; 8:40-43.
- Schwartz Z, Raz P, Zhao G, Barak Y, Tauber M, Yao H, Boyan BD. Effect of micrometer-scale roughness of the surface of Ti-6Al-4V pedicle screws in vitro and in vivo. *J Bone Joint Surg Am*. 2008; 90:2485-98.
- Piattelli A, Manzon L, Scarano A, Paolantonio M, Piattelli M. Histologic and histomorphometric analysis of the bone response to machined and sandblasted Titanium Alloy implants: An experimental study in rabbits. *Int J Oral Maxillofac Implants*. 1998;13:805-810.
- Piattelli M, Scarano A, Quaranto M, Petrone G, Piattelli A. Bone response in rabbit to machined and RBM Titanium Alloy implants. *J Dent Res*. 1999;78:1126.
- Piattelli M, Scarano A, Paolantonio M, Iezzi G, Petrone G, Piattelli A. Bone response to machined and resorbable blast material Titanium Alloy implants: an experimental study in rabbits. *J Oral Implantol*. 2002;28:2-8.



Product availability may vary between countries.

DENTAL IMPLANT SOLUTIONS

The clinician's needs and the patient's wellbeing are the focus of our bio-medical engineers when developing our non-compromising Implant Systems.



DENTAL IMPLANTS

- 06 IMPLANTS PACKAGING
- 07 IMPLANTS DRILLING PROTOCOL LEGEND
- 08 IMPLANTS INDEX

CLASSIC SERIES

- 10 TUFF
- 12 TUFF PRO
- 14 TUFF TT
- 16 ONYX
- 18 CORTICAL
- 20 S-IMPLANT

ONE-PIECE SERIES

- 22 MONO
- 24 MONO BENDABLE
- 26 MBI / MBI NC
- 27 COMPONENTS

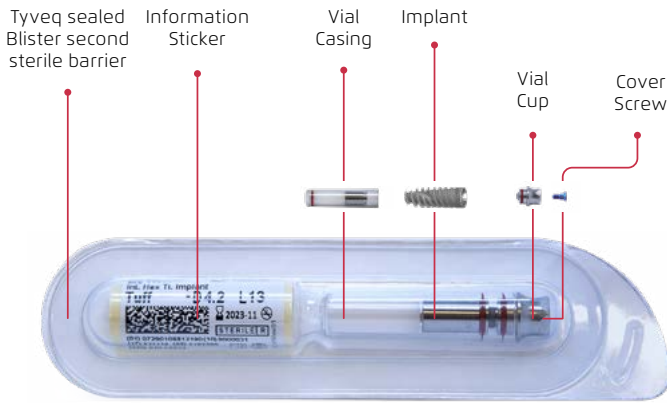
CHALLENGE SERIES

- 28 PTERYFIT
 - 29 PTERYCORE
 - 30 ZYGOMATIC
-

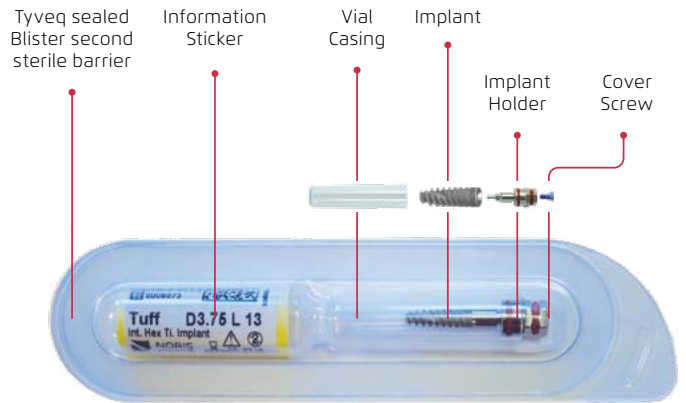
IMPLANT PACKAGING

STERILE IMPLANT PACKAGE

CARRIER FREE IMPLANT PACKAGING

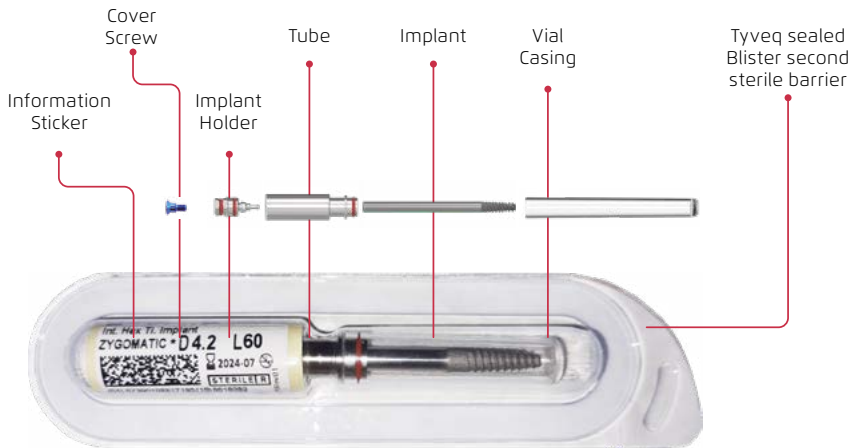


CARRIER IMPLANT PACKAGING




STERILE IMPLANT PACKAGE FOR ZYGOMATIC

CARRIER IMPLANT PACKAGING



CARRIER FREE - IMPLANT PACKAGING



CARRIER IMPLANT PACKAGING











IMPLANT PACKAGING




Implant Label



CE 0483

-  Use by date
-  Sterile package unless opened or damaged
-  Sterilized using irradiation
-  Do not re-use
-  Do not re-sterilize
-  Consult accompanying documents
-  **Rx Only** Caution: Federal law restricts this device to sale by or on the order of a licensed healthcare practitioner
-  **EC REP** CEpartner4U
Esdoornlaan 13, 3951 db Maarn,
The Netherlands
www.cepartner4u.eu

IMPLANTS DRILLING PROTOCOL LEGEND



-  Drill to mark osteotomy site
-  Drill osteotomy to implant
-  Drill osteotomy to implant
-  Drill osteotomy partially according to implant
-  Drill osteotomy partially according to implant
-  Drill osteotomy with countersink to prepare the crest
-  Drill with countersink to prepare the crest

IMPLANTS RANGE

CLASSIC SERIES



	NAME	Tuff	Tuff Pro	Tuff TT
BONE LEVEL IMPLANT	BONE TYPES	All Bone Types		
	PROSTHETICS PLATFORM	Internal Hex		
	DESIGN FEATURES	<ul style="list-style-type: none"> • Condensing variable threads design • Apically tapered threads and tapered core body • Double thread with large step • Double flutes 	<ul style="list-style-type: none"> • Condensing variable threads design • Apically tapered threads and tapered core body • Double threads with large step • Machined surface coronal portion • Double flutes 	<ul style="list-style-type: none"> • Condensing variable threads design • Apically tapered threads and tapered core body • Double threads with large step • Back tapered coronal portion • Double flutes
	CLINICAL BENEFITS	<ul style="list-style-type: none"> • Self tapping • High primary stability • Minimal drilling • Fast insertion – optimal for soft bone • Immediate loading - suitable for extraction sites 	<ul style="list-style-type: none"> • Self tapping • High primary stability • Minimal drilling • Fast insertion – optimal for soft bone • Immediate loading - suitable for extraction sites 	<ul style="list-style-type: none"> • Self tapping • High primary stability • Minimal drilling • Reduced pressure on crestal bone • Optimal esthetic results • Immediate loading - suitable for extraction sites



	NAME	Onyx	Cortical
BONE LEVEL IMPLANT	BONE TYPES	All Bone Types. Recommended for Hard Bone Type.	All Bone Types. Recommended for Soft Bone Type
	PROSTHETICS PLATFORM	Internal Hex	
	DESIGN FEATURES	<ul style="list-style-type: none"> • Large surface area • Cylindrical thread and core body • Double threads with small step • Triple cutting flutes 	<ul style="list-style-type: none"> • Large cutting surface area • Tapered thread and tapered core body • Wide and sharp threads
	CLINICAL BENEFITS	<ul style="list-style-type: none"> • Minimal pressure on hard bone • Maximum bone to implant contact area • Long term stability • Immediate loading – suitable for hard bone 	<ul style="list-style-type: none"> • Self tapping • High primary stability • Minimal drilling • Immediate loading - suitable for extraction sites

ONE-PIECE SERIES




TISSUE LEVEL IMPLANTS	NAME	MBI	MBI NC	Mono	Mono Bendable
	BONE TYPES	All Bone Types			
	PROSTHETICS PLATFORM	Mini ball attachment		One-piece cement-able integrated abutment	
	DESIGN FEATURES	<ul style="list-style-type: none"> Apically tapered threads and tapered core body Mini ball attachment prosthetic portion Small diameter 		<ul style="list-style-type: none"> Tapered thread and tapered core body Cementable prosthetic portion 	<ul style="list-style-type: none"> Tapered thread and tapered core body Cementable prosthetic portion Bendable neck
	CLINICAL BENEFITS	<ul style="list-style-type: none"> Minimally invasive Short and easy procedure minimal drilling Suitable for implant and tissue supported denture Self tapping Immediate loading 		<ul style="list-style-type: none"> Tissue level implant Bone condensing High primary stability Minimal drilling Immediate loading 	<ul style="list-style-type: none"> Bone condensing High primary stability Minimal drilling Immediate loading Suitable for basal bone

CHALLENGE SERIES



TISSUE LEVEL IMPLANT	NAME	PteryCore	PteryFit	Zygomatic
	BONE TYPES	Pterygoid Region	Pterygoid Region	Zygomatic Region
	PROSTHETICS PLATFORM	Internal Hex		
	DESIGN FEATURES	<ul style="list-style-type: none"> Large cutting surface area Tapered thread and tapered core body Wide and sharp threads Machined surface and reduced diameter "neck" 	<ul style="list-style-type: none"> Condensing variable threads design Apically tapered threads and tapered core body Double thread with large step Double flutes Machined surface "neck" 	<ul style="list-style-type: none"> Threaded portion: <ul style="list-style-type: none"> - 13mm length - Condensing variable threads design - Apically tapered threads and tapered Core body <ul style="list-style-type: none"> - Double thread with large step - Double flutes Long machined surface "neck"
	CLINICAL BENEFITS	<ul style="list-style-type: none"> For pterygomaxillary region (posterior region of the atrophic maxilla) Self tapping High primary stability Reduces adherence of periopathogens thus minimizes the chances for inflammation Reduced pressure on "neck" portion 	<ul style="list-style-type: none"> For pterygomaxillary region (posterior region of the atrophic maxilla) Self tapping High primary stability Fast insertion Reduces adherence of periopathogens thus minimizes the chances for inflammation Reduced pressure on "neck" portion 	<ul style="list-style-type: none"> For zygomatic region of the atrophic maxilla Self tapping High primary stability Reduce adherence of periopathogens = Reduces the chance for inflammation

CLASSIC SERIES | TUFF™



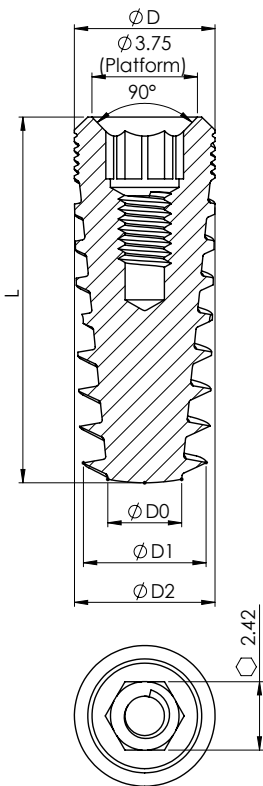
BONE LEVEL IMPLANT

BONE TYPES	All bone types
PROSTHETICS PLATFORM	Internal hex
DESIGN FEATURES	<ul style="list-style-type: none"> • Condensing variable threads design • Apically tapered threads and tapered core body • Double thread with large step • Double flutes
CLINICAL BENEFITS	<ul style="list-style-type: none"> • Self tapping • High primary stability • Minimal drilling • Fast insertion – optimal for soft bone • Immediate loading - suitable for extraction sites
AVAILABLE OPTIONS	Neck textures: <ul style="list-style-type: none"> • Machined surface • RBM surface

ORDERING INFORMATION

RBM Neck

Machined Neck



Ø D2 (mm)	Ø D0 (mm)	Ø D1 (mm)	Ø D (mm)	L (mm)	Ref. No	Ref. No
3.3	1.5	2.6	3.7	8	NM-F3308	NMSF3308
				10	NM-F3310	NMSF3310
				11.5	NM-F3311	NMSF3311
				13	NM-F3313	NMSF3313
				16	NM-F3316	NMSF3316
3.75	1.8	3.1	3.8	6	NM-F3706	NMSF3706
				8	NM-F3708	NMSF3708
				10	NM-F3710	NMSF3710
				11.5	NM-F3711	NMSF3711
				13	NM-F3713	NMSF3713
				16	NM-F3716	NMSF3716
4.2	2.1	3.5	4.2	18	NM-F3718	NMSF3718
				6	NM-F4206	NMSF4206
				8	NM-F4208	NMSF4208
				10	NM-F4210	NMSF4210
				11.5	NM-F4211	NMSF4211
				13	NM-F4213	NMSF4213
				16	NM-F4216	NMSF4216
				18	NM-F4218	NMSF4218
				20	NM-F4220	NMSF4220
				22	NM-F4222	NMSF4222
5.0	2.7	4.5	5.0	25	NM-F4225	NMSF4225
				6	NM-F5006	NMSF5006
				8	NM-F5008	NMSF5008
				10	NM-F5010	NMSF5010
				11.5	NM-F5011	NMSF5011
				13	NM-F5013	NMSF5013
				16	NM-F5016	NMSF5016

CLASSIC SERIES | TUFF™

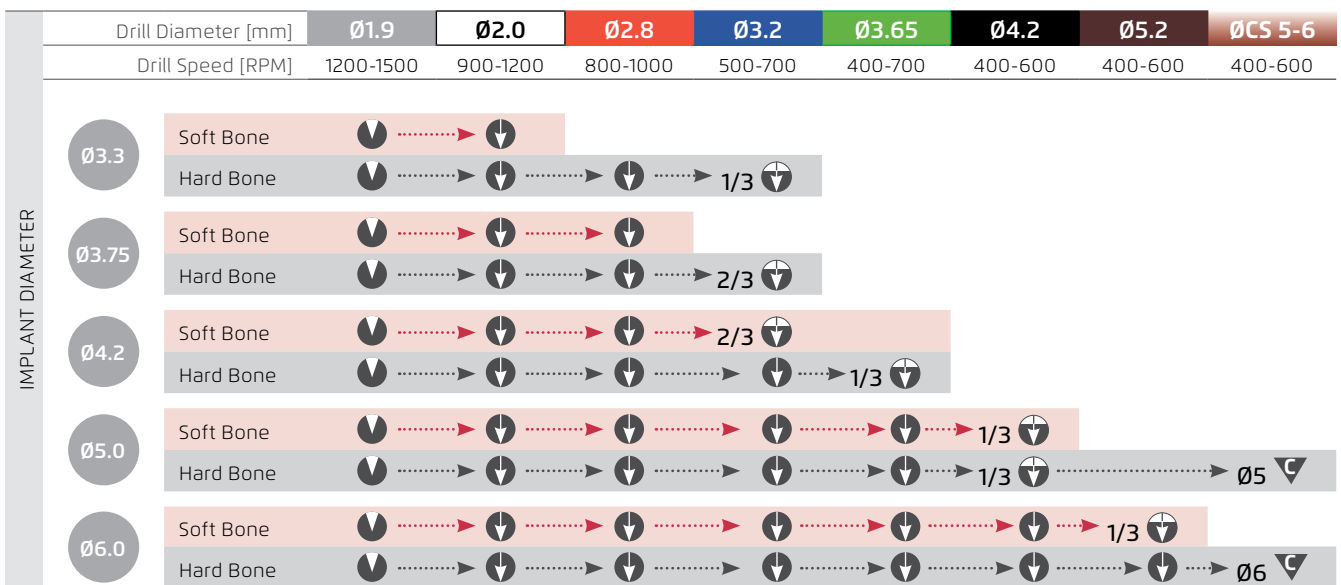
Ø D (mm)	Ø D0 (mm)	Ø D1 (mm)	L (mm)	RBM Neck	Machined Neck
				RBM Neck	Machined Neck
6.0	3.8	5.2	6	NM-F6006	NMSF6006
			8	NM-F6008	NMSF6008
			10	NM-F6010	NMSF6010
			11.5	NM-F6011	NMSF6011
			13	NM-F6013	NMSF6013
			16	NM-F6016	NMSF6016

Cover Screw Included in all Internal Hex implants



NM-S5023

RECOMMENDED STRAIGHT DRILL PROTOCOL



RECOMMENDED STEP DRILL PROTOCOL



	Drill to mark osteotomy site		Drill osteotomy to implant		Drill osteotomy partially according to implant		Drill with countersink to prepare the crest
--	------------------------------	--	----------------------------	--	--	--	---

The recommended drill protocol procedure should not replace the dentist's/surgeon's judgment. The implants may be loaded for immediate function when good primary stability (above 35 Ncm) has been achieved and with appropriate occlusal loading.

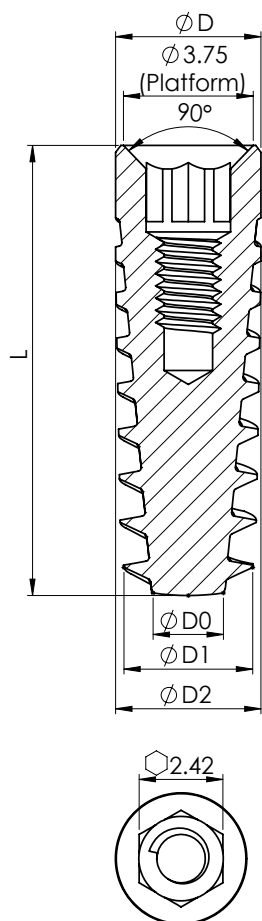
CLASSIC SERIES | TUFF PRO™

BONE LEVEL IMPLANT



BONE TYPES	All bone types
PROSTHETICS PLATFORM	Internal hex
DESIGN FEATURES	<ul style="list-style-type: none"> • Condensing variable threads design • Apically tapered threads and tapered core body • Double threads with large step • Machined surface coronal portion • Double flutes
CLINICAL BENEFITS	<ul style="list-style-type: none"> • Self tapping • High primary stability • Minimal drilling • Fast insertion – optimal for soft bone • Immediate loading - suitable for extraction sites

ORDERING INFORMATION



Ø D2 (mm)	Ø D0 (mm)	Ø D1 (mm)	Ø D (mm)	L (mm)	Ref. No
3.3	1.5	2.6	3.7	8	NMAF3308
				10	NMAF3310
				11.5	NMAF3311
				13	NMAF3313
				16	NMAF3316
3.75	1.8	3.1	3.8	8	NMAF3708
				10	NMAF3710
				11.5	NMAF3711
				13	NMAF3713
				16	NMAF3716
4.2	2.1	3.5	4.2	6	NMAF4206
				8	NMAF4208
				10	NMAF4210
				11.5	NMAF4211
				13	NMAF4213
				16	NMAF4216
5.0	2.7	4.5	5.0	6	NMAF5006
				8	NMAF5008
				10	NMAF5010
				11.5	NMAF5011
				13	NMAF5013
				16	NMAF5016

Cover Screw Included in all Internal Hex implants



NM-S5023

CLASSIC SERIES | TUFF PRO™

RECOMMENDED STRAIGHT DRILL PROTOCOL

Drill Diameter [mm]		Ø1.9	Ø2.0	Ø2.8	Ø3.2	Ø3.65	Ø4.2	Ø5.2	ØCS 5-6
Drill Speed [RPM]		1200-1500	900-1200	800-1000	500-700	400-700	400-600	400-600	400-600
IMPLANT DIAMETER	Ø3.3	Soft Bone	▼	▼					
		Hard Bone	▼	▼	▼	▼	▼	▼	▼
	Ø3.75	Soft Bone	▼	▼	▼	▼			
		Hard Bone	▼	▼	▼	▼	▼	▼	▼
	Ø4.2	Soft Bone	▼	▼	▼	▼	▼	▼	▼
		Hard Bone	▼	▼	▼	▼	▼	▼	▼
	Ø5.0	Soft Bone	▼	▼	▼	▼	▼	▼	▼
		Hard Bone	▼	▼	▼	▼	▼	▼	▼

RECOMMENDED STEP DRILL PROTOCOL


Drill Diameter [mm]		Ø1.9	Ø2.0	Ø2.8	Ø3.2	Ø3.65	Ø4.2	Ø5.2	ØCS 5-6
Drill Speed [RPM]		1200-1500	900-1200	800-1000	500-700	400-700	400-600	400-600	400-600
IMPLANT DIAMETER	Ø3.3	Soft Bone	▼	▼					
		Hard Bone	▼	▼	▼	▼	▼	▼	▼
	Ø3.75	Soft Bone	▼	▼	▼	▼			
		Hard Bone	▼	▼	▼	▼	▼	▼	▼
	Ø4.2	Soft Bone	▼	▼	▼	▼	▼	▼	▼
		Hard Bone	▼	▼	▼	▼	▼	▼	▼
	Ø5.0	Soft Bone	▼	▼	▼	▼	▼	▼	▼
		Hard Bone	▼	▼	▼	▼	▼	▼	▼

	Drill to mark osteotomy site		Drill osteotomy to implant		Drill osteotomy partially according to implant		Drill with countersink to prepare the crest
---	------------------------------	---	----------------------------	---	--	---	---

The recommended drill protocol procedure should not replace the dentist's/surgeon's judgment. The implants may be loaded for immediate function when good primary stability (above 35 Ncm) has been achieved and with appropriate occlusal loading.

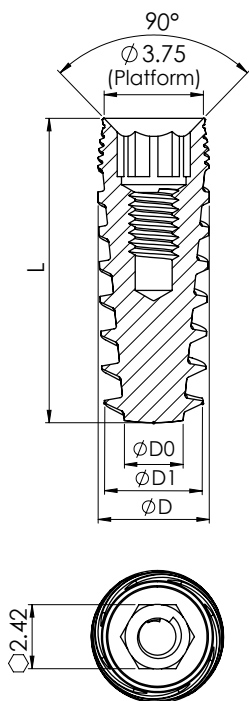
CLASSIC SERIES | TUFF TT™

BONE LEVEL IMPLANT



BONE TYPES	All bone types
PROSTHETICS PLATFORM	Internal hex
DESIGN FEATURES	<ul style="list-style-type: none"> • Condensing variable threads design • Apically tapered threads and tapered core body • Double threads with large step • Coronal portion • Back tapered coronal portion • Double flutes
CLINICAL BENEFITS	<ul style="list-style-type: none"> • Self tapping • High primary stability • Minimal drilling • Reduced pressure on crestal bone • Optimal esthetic results • Immediate loading - suitable for extraction sites

ORDERING INFORMATION



Ø D (mm)	Ø D0 (mm)	Ø D1 (mm)	L (mm)	Ref. No
4.2	2.1	3.5	6	NM-F4306
			8	NM-F4308
			10	NM-F4310
			11.5	NM-F4311
			13	NM-F4313
			16	NM-F4316
			18	NM-F4318
5.0	2.7	4.2	20	NM-F4320
			6	NM-F5106
			8	NM-F5108
			10	NM-F5110
			11.5	NM-F5111
			13	NM-F5113
6.0	3.7	5.0	16	NM-F5116
			6	NM-F6106
			8	NM-F6108
			10	NM-F6110
			11.5	NM-F6111
			13	NM-F6113

Cover Screw Included in all Internal Hex implants



NM-S5023

CLASSIC SERIES | TUFF TT™

RECOMMENDED STRAIGHT DRILL PROTOCOL

Drill Diameter [mm]		Ø1.9	Ø2.0	Ø2.8	Ø3.2	Ø3.65	Ø4.2	Ø5.2	ØCS 5-6							
Drill Speed [RPM]		1200-1500	900-1200	800-1000	500-700	400-700	400-600	400-600	400-600							
IMPLANT DIAMETER	Ø4.2	Soft Bone	▼	▶	▼	▶	▼	▶	▼	▶	2/3	⊕				
		Hard Bone	▼	▶	▼	▶	▼	▶	▼	▶	▼	▶	1/3	⊕		
	Ø5.0	Soft Bone	▼	▶	▼	▶	▼	▶	▼	▶	▼	▶	1/3	⊕		
		Hard Bone	▼	▶	▼	▶	▼	▶	▼	▶	▼	▶	1/3	⊕	▶	Ø5
	Ø6.0	Soft Bone	▼	▶	▼	▶	▼	▶	▼	▶	▼	▶	1/3	⊕		
		Hard Bone	▼	▶	▼	▶	▼	▶	▼	▶	▼	▶	1/3	⊕	▶	Ø6

RECOMMENDED STEP DRILL PROTOCOL

Drill Diameter [mm]		Ø1.9	Ø2.0	Ø2.8	Ø3.2	Ø3.65	Ø4.2	Ø5.2	ØCS 5-6					
Drill Speed [RPM]		1200-1500	900-1200	800-1000	500-700	400-700	400-600	400-600	400-600					
IMPLANT DIAMETER	Ø4.2	Soft Bone	▼	▶	▼	▶	▼	▶	▼	▶				
		Hard Bone	▼	▶	▼	▶	▼	▶	▼	▶	2/3	⊕		
	Ø5.0	Soft Bone	▼	▶	▼	▶	▼	▶	▼	▶	2/3	⊕		
		Hard Bone	▼	▶	▼	▶	▼	▶	▼	▶	2/3	⊕	▶	Ø5
	Ø6.0	Soft Bone	▼	▶	▼	▶	▼	▶	▼	▶	2/3	⊕		
		Hard Bone	▼	▶	▼	▶	▼	▶	▼	▶	2/3	⊕	▶	Ø6

	Drill to mark osteotomy site		Drill osteotomy to implant		Drill osteotomy partially according to implant		Drill with countersink to prepare the crest
--	------------------------------	--	----------------------------	--	--	--	---

The recommended drill protocol procedure should not replace the dentist's/surgeon's judgment. The implants may be loaded for immediate function when good primary stability (above 35 Ncm) has been achieved and with appropriate occlusal loading.

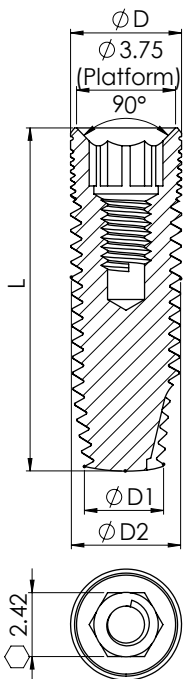
CLASSIC SERIES | ONYX™

BONE LEVEL IMPLANT



BONE TYPES	All Bone Types Recommended for Hard Bone Type
PROSTHETICS PLATFORM	Internal hex
DESIGN FEATURES	<ul style="list-style-type: none"> • Large surface area • Cylindrical thread and core body • Double threads with small step • Triple cutting flutes
CLINICAL BENEFITS	<ul style="list-style-type: none"> • Minimal pressure on hard bone • Maximum bone to implant contact area • Long term stability • Immediate loading – suitable for hard bone

ORDERING INFORMATION



Ø D2 (mm)	Ø D1 (mm)	Ø D (mm)	L (mm)	Ref. No
3.3	2.4	3.7	8	NM-G3308
			10	NM-G3310
			11.5	NM-G3311
			13	NM-G3313
			16	NM-G3316
3.75	2.8	3.8	6	NM-G3706
			8	NM-G3708
			10	NM-G3710
			11.5	NM-G3711
			13	NM-G3713
4.2	3.2	4.2	16	NM-G3716
			6	NM-G4206
			8	NM-G4208
			10	NM-G4210
			11.5	NM-G4211
5.0	4.0	5.0	13	NM-G4213
			16	NM-G4216
			6	NM-G5006
			8	NM-G5008
6.0	5.0	6.0	10	NM-G5010
			11.5	NM-G5011
			13	NM-G5013
			16	NM-G5016
			6	NM-G6006
6.0	5.0	6.0	8	NM-G6008
			10	NM-G6010
			11.5	NM-G6011
			13	NM-G6013

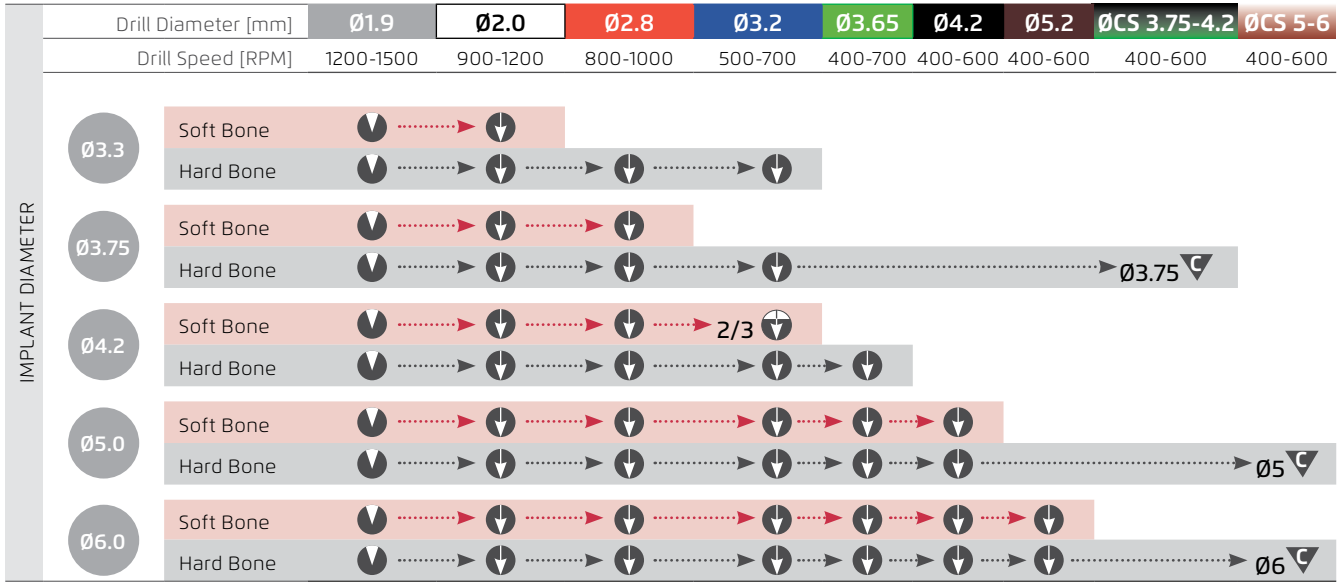
Cover Screw Included with all implants



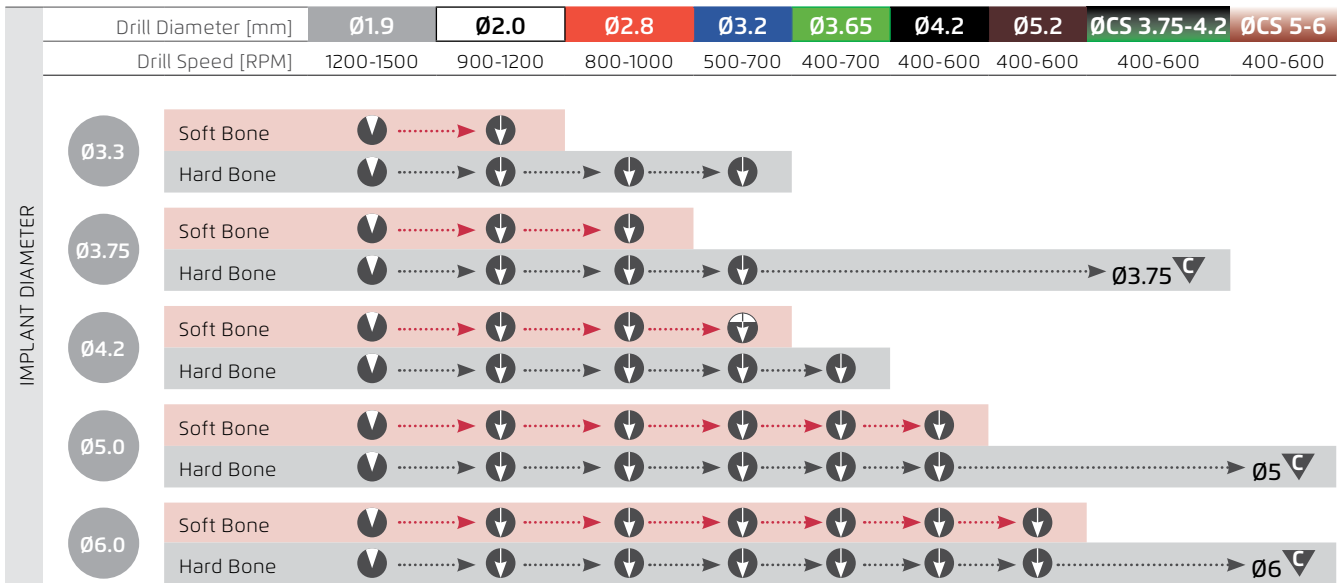
NM-S5023

CLASSIC SERIES | ONYX™

RECOMMENDED STRAIGHT DRILL PROTOCOL



RECOMMENDED STEP DRILL PROTOCOL



	Drill to mark osteotomy site		Drill osteotomy to implant		Drill osteotomy partially according to implant		Drill with countersink to prepare the crest
---	------------------------------	---	----------------------------	---	--	---	---

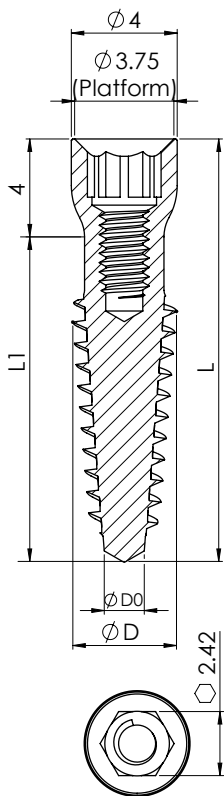
The recommended drill protocol procedure should not replace the dentist's/surgeon's judgment. The implants may be loaded for immediate function when good primary stability (above 35 Ncm) has been achieved and with appropriate occlusal loading.

CLASSIC SERIES | CORTICAL™



TISSUE LEVEL IMPLANT

BONE TYPES	All Bone Types Recommended for Soft Bone Type
PROSTHETICS PLATFORM	Internal hex
DESIGN FEATURES	<ul style="list-style-type: none"> • Large cutting surface area • Tapered thread and tapered core body • Wide and sharp threads • Smooth machine surface basket neck
CLINICAL BENEFITS	<ul style="list-style-type: none"> • Self tapping • High primary stability • Minimal drilling • Immediate loading - excellent solution for implantation in extractions sites



ORDERING INFORMATION

Ø D (mm)	D0	L (mm)	L1 (mm)*	Ref. No
4.0	1.8	10	6	NM-M4010
	1.8	11.5	7.5	NM-M4011
	1.8	13	9	NM-M4013
	1.8	16	12	NM-M4016
	1.8	18	14	NM-M4018
	1.8	20	16	NM-M4020
5.0	1.8	8	4	NM-M5008
	1.8	10	6	NM-M5010
	1.8	11.5	7.5	NM-M5011
	1.8	13	9	NM-M5013
	1.8	16	12	NM-M5016
6.0	2.0	8	4	NM-M6008
	2.0	10	6	NM-M6010
	2.0	11.5	7.5	NM-M6011
	2.0	13	9	NM-M6013
	2.0	16	12	NM-M6016

Cover Screw Included with all implants



NM-S5023

* L1 - RBM Surface Treated length to place within the osteotomy.

CLASSIC SERIES | CORTICAL™

RECOMMENDED STRAIGHT DRILL PROTOCOL

		Drill Diameter [mm]	Ø1.9	Ø2.0	Ø2.8	Ø3.2	Ø3.65
		Drill Speed [RPM]	1200-1500	900-1200	800-1000	500-700	400-700
IMPLANT DIAMETER	Ø4.0	Soft Bone	▼ ▼				
		Hard Bone	▼ ▼		▼ ▼	▼ ▼	1/3 ▼
	Ø5.0	Soft Bone	▼ ▼				
		Hard Bone	▼ ▼		▼ ▼	▼ ▼	2/3 ▼
	Ø6.0	Soft Bone	▼ ▼				
		Hard Bone	▼ ▼		▼ ▼	▼ ▼	2/3 ▼

RECOMMENDED STEP DRILL PROTOCOL

		Drill Diameter [mm]	Ø1.9	Ø2.0	Ø2.8	Ø3.2	Ø3.65
		Drill Speed [RPM]	1200-1500	900-1200	800-1000	500-700	400-700
IMPLANT DIAMETER	Ø4.0	Soft Bone	▼ ▼				
		Hard Bone	▼ ▼		▼ ▼	▼ ▼	2/3 ▼
	Ø5.0	Soft Bone	▼ ▼				
		Hard Bone	▼ ▼		▼ ▼	▼ ▼	▼
	Ø6.0	Soft Bone	▼ ▼				
		Hard Bone	▼ ▼		▼ ▼	▼ ▼	▼ ▼

	Drill to mark osteotomy site		Drill osteotomy to implant		Drill osteotomy partially according to implant
---	------------------------------	---	----------------------------	---	--

The recommended drill protocol procedure should not replace the dentist's/surgeon's judgment. The implants may be loaded for immediate function when good primary stability (above 35 Ncm) has been achieved and with appropriate occlusal loading.

CLASSIC SERIES | S-IMPLANT™

BONE LEVEL IMPLANT

BONE TYPES	All bone types
PROSTHETICS PLATFORM	Internal hex
DESIGN FEATURES	<ul style="list-style-type: none"> • 6mm length internal hex implant • Various implant designs for soft or hard bone • Condensing variable threads design • Wide threads • High surface area
CLINICAL BENEFITS	<ul style="list-style-type: none"> • Avoid the mandibular nerve • Avoid the maxillary sinus • High primary stability • Distributes occlusal stress • Preserve crestal bone
AVAILABLE OPTIONS FOR TUFF™	Neck textures: <ul style="list-style-type: none"> • Machined surface • RBM surface

ORDERING INFORMATION

TUFF

RBM Neck

Machined Neck



Ø D (mm)	Ø D0 (mm)	Ø D1 (mm)	L (mm)	Ref. No	Ref. No
3.75	1.8	3.1	6	NM-F3706	NMSF3706
4.2	2.1	3.5	6	NM-F4206	NMSF4206
5.0	2.7	4.5	6	NM-F5006	NMSF5006
6.0	3.8	5.2	6	NM-F6006	NMSF6006

TUFF PRO



Ø D (mm)	Ø D0 (mm)	Ø D1 (mm)	L (mm)	Ref. No
4.2	2.1	3.5	6	NMAF4206
5.0	2.7	4.5	6	NMAF5006

TUFF TT



Ø D (mm)	Ø D0 (mm)	Ø D1 (mm)	L (mm)	Ref. No
4.2	2.1	3.5	6	NM-F4306
5.0	2.7	4.2	6	NM-F5106
6.0	3.7	5.0	6	NM-F6106

ONYX



Ø D (mm)	Ø D1 (mm)	L (mm)	Ref. No
3.75	2.8	6	NM-G3706
4.2	3.2	6	NM-G4206
5.0	4.0	6	NM-G5006
6.0	5.0	6	NM-G6006

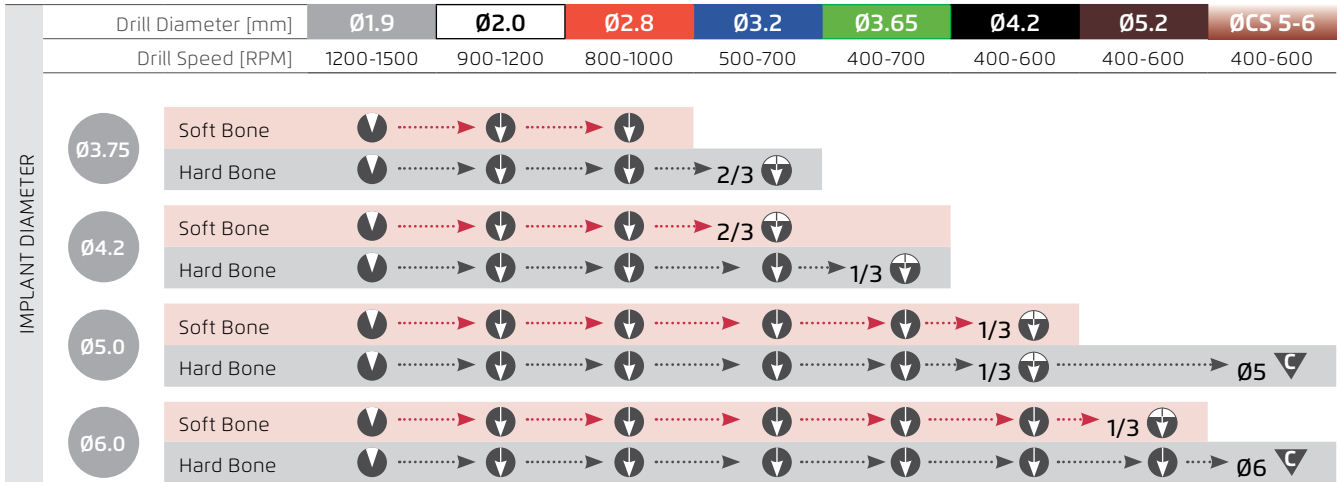
Cover Screw Included with all implants



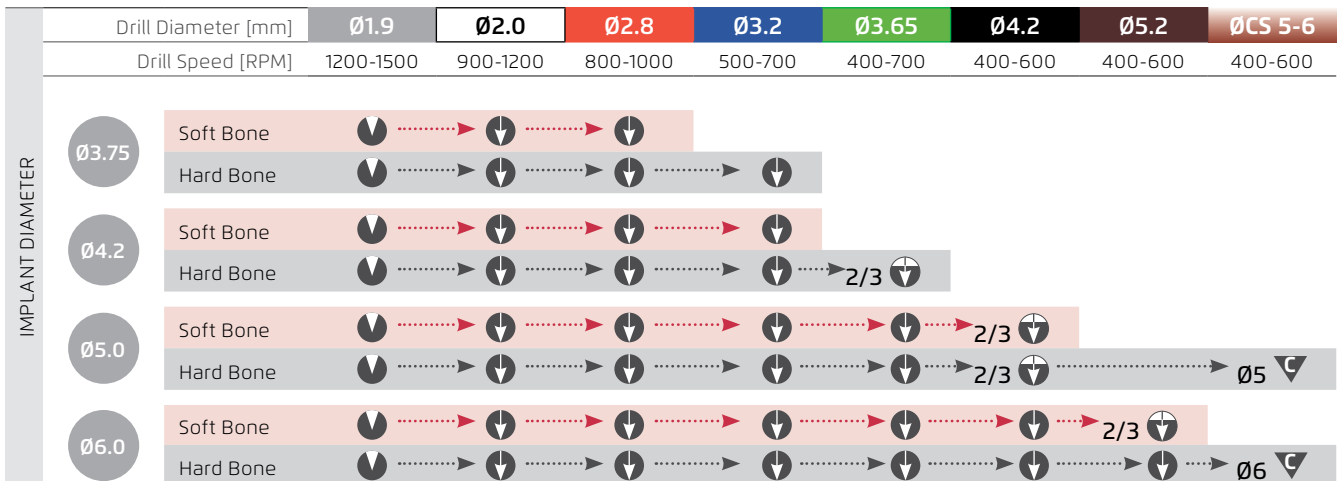
NM-S5023

CLASSIC SERIES | S-IMPLANT™

RECOMMENDED STRAIGHT DRILL PROTOCOL



RECOMMENDED STEP DRILL PROTOCOL



	Drill to mark osteotomy site		Drill osteotomy to implant		Drill osteotomy partially according to implant		Drill with countersink to prepare the crest
---	------------------------------	---	----------------------------	---	--	---	---

The recommended drill protocol procedure should not replace the dentist's/surgeon's judgment. The implants may be loaded for immediate function when good primary stability (above 35 Ncm) has been achieved and with appropriate occlusal loading.

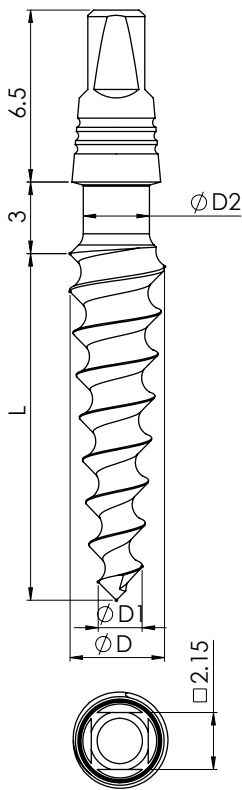
ONE-PIECE SERIES | MONO™



TISSUE LEVEL IMPLANT

BONE TYPES	All bone types
DESIGN FEATURES	<ul style="list-style-type: none"> • Tapered thread and tapered core body • Cementable prosthetic portion
CLINICAL BENEFITS	<ul style="list-style-type: none"> • Tissue level implant • Bone condensing • High primary stability • Minimal drilling • Immediate loading

ORDERING INFORMATION



Ø D (mm)	Ø D1 (mm)	Ø D2 (mm)	L (mm)	Ref. No
3.0	1.8	2.0	8	NM-V3008
			10	NM-V3010
			11.5	NM-V3011
			13	NM-V3013
			16	NM-V3016
3.3	1.8	2.1	6	NM-V3306
			8	NM-V3308
			10	NM-V3310
			11.5	NM-V3311
			13	NM-V3313
3.75	1.9	2.5	16	NM-V3316
			6	NM-V3706
			8	NM-V3708
			10	NM-V3710
			11.5	NM-V3711
4.2	1.9	2.8	13	NM-V3713
			16	NM-V3716
			6	NM-V4206
			8	NM-V4208
			10	NM-V4210
5.0	1.9	2.8	11.5	NM-V4211
			13	NM-V4213
			16	NM-V4216
			18	NM-V4218
			6	NM-V5006
5.0	1.9	2.8	8	NM-V5008
			10	NM-V5010
			11.5	NM-V5011
			13	NM-V5013
			16	NM-V5016


ONE-PIECE SERIES | MONO™

RECOMMENDED STRAIGHT DRILL PROTOCOL


Drill Diameter [mm]		Ø1.5	Ø2.0	Ø2.8	Ø3.2	Ø3.65
Drill Speed [RPM]		1200-1500	900-1200	800-1000	500-700	400-700
IMPLANT DIAMETER	Ø3.0	Soft Bone	↓ → 1/3 ↓			
		Hard Bone	↓ → 1/3 ↓			
	Ø3.3	Soft Bone	↓ → 2/3 ↓			
		Hard Bone	↓ → ↓			
	Ø3.75	Soft Bone	↓ → ↓			
		Hard Bone	↓ → ↓ → 1/3 ↓			
	Ø4.2	Soft Bone	↓ → ↓ → 2/3 ↓			
		Hard Bone	↓ → ↓ → 2/3 ↓ → 1/3 ↓			
	Ø5	Soft Bone	↓ → ↓ → 2/3 ↓ → 1/3 ↓			
		Hard Bone	↓ → ↓ → 2/3 ↓ → 2/3 ↓ → 1/3 ↓			

RECOMMENDED STEP DRILL PROTOCOL

Drill Diameter [mm]		Ø1.9	Ø2.0	Ø2.8	Ø3.2	Ø3.65
Drill Speed [RPM]		1200-1500	900-1200	800-1000	500-700	400-700
IMPLANT DIAMETER	Ø3.0	Soft Bone	↓			
		Hard Bone	↓ → 1/3 ↓			
	Ø3.3	Soft Bone	↓ → 1/3 ↓			
		Hard Bone	↓ → 2/3 ↓			
	Ø3.75	Soft Bone	↓ → 2/3 ↓			
		Hard Bone	↓ → ↓ → 1/3 ↓			
	Ø4.2	Soft Bone	↓ → ↓ → 2/3 ↓			
		Hard Bone	↓ → ↓ → 2/3 ↓ → 2/3 ↓			
	Ø5	Soft Bone	↓ → ↓ → 2/3 ↓ → 2/3 ↓			
		Hard Bone	↓ → ↓ → 2/3 ↓ → 2/3 ↓ → 2/3 ↓			








 Drill to mark osteotomy site

 Drill osteotomy to implant

 Drill osteotomy partially according to implant

The recommended drill protocol procedure should not replace the dentist's/surgeon's judgment. The implants may be loaded for immediate function when good primary stability (above 35 Ncm) has been achieved and with appropriate occlusal loading.

COMPONENTS

						
NMCD2315 Drill Ø 1.5mm	NM-X1620 Motor Driver Ø 2.15mm	NM-X1018 Ratchet Driver Ø 2.15mm	NM-X1019 Ratchet Driver Ø 2.15mm	NM-X1720 Ratchet Driver Ø 2.15mm	NM-T6202 Analog	NM-T4420 Transfer

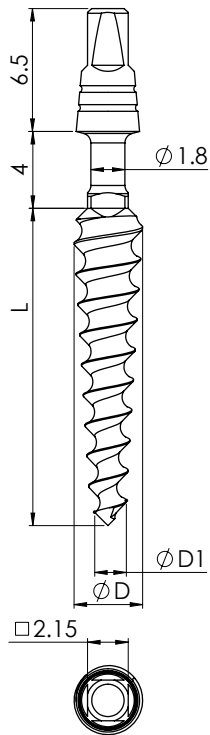
ONE-PIECE SERIES | MONO BENDABLE™



TISSUE LEVEL IMPLANT

BONE TYPES	All bone types
DESIGN FEATURES	<ul style="list-style-type: none"> • Tapered thread and tapered core body • Cementable prosthetic portion • Bendable neck
CLINICAL BENEFITS	<ul style="list-style-type: none"> • Bone condensing • High primary stability • Minimal drilling • Immediate loading • Suitable for basal bone

ORDERING INFORMATION



Ø D (mm)	Ø D1 (mm)	Ø D2 (mm)	L (mm)	Ref. No
3.3	1.8	1.8	10	NMBV3310
			11.5	NMBV3311
			13	NMBV3313
			16	NMBV3316
3.75	1.9	1.8	6	NMBV3706
			8	NMBV3708
			10	NMBV3710
			11.5	NMBV3711
			13	NMBV3713
4.2	1.9	1.8	16	NMBV3716
			6	NMBV4206
			8	NMBV4208
			10	NMBV4210
			11.5	NMBV4211
5.0	1.9	1.8	13	NMBV4213
			16	NMBV4216
			8	NMBV5008
			10	NMBV5010
5.0	1.9	1.8	11.5	NMBV5011
			13	NMBV5013
			16	NMBV5016


ONE-PIECE SERIES | MONO BENDABLE™


RECOMMENDED STRAIGHT DRILL PROTOCOL


Drill Diameter [mm]		Ø1.5	Ø2.0	Ø2.8	Ø3.2	Ø3.65
Drill Speed [RPM]		1200-1500	900-1200	800-1000	500-700	400-700
IMPLANT DIAMETER	Ø3.0	Soft Bone	↓ → 1/3 ↓	↓ → 1/3 ↓		
		Hard Bone	↓ → 1/3 ↓			
	Ø3.3	Soft Bone	↓ → 2/3 ↓	↓ → 2/3 ↓		
		Hard Bone	↓ → 2/3 ↓			
	Ø3.75	Soft Bone	↓ → ↓	↓ → ↓		
		Hard Bone	↓ → ↓	↓ → ↓ → 1/3 ↓		
	Ø4.2	Soft Bone	↓ → ↓ → 2/3 ↓	↓ → ↓ → 2/3 ↓		
		Hard Bone	↓ → ↓ → 2/3 ↓	↓ → ↓ → 2/3 ↓ → 1/3 ↓		
	Ø5	Soft Bone	↓ → ↓ → 2/3 ↓ → 1/3 ↓	↓ → ↓ → 2/3 ↓ → 1/3 ↓		
		Hard Bone	↓ → ↓ → 2/3 ↓ → 2/3 ↓ → 1/3 ↓	↓ → ↓ → 2/3 ↓ → 2/3 ↓ → 1/3 ↓		

RECOMMENDED STEP DRILL PROTOCOL

Drill Diameter [mm]		Ø1.9	Ø2.0	Ø2.8	Ø3.2	Ø3.65
Drill Speed [RPM]		1200-1500	900-1200	800-1000	500-700	400-700
IMPLANT DIAMETER	Ø3.0	Soft Bone	↓			
		Hard Bone	↓ → 1/3 ↓			
	Ø3.3	Soft Bone	↓ → 1/3 ↓	↓ → 1/3 ↓		
		Hard Bone	↓ → 2/3 ↓			
	Ø3.75	Soft Bone	↓ → 2/3 ↓	↓ → 2/3 ↓		
		Hard Bone	↓ → ↓	↓ → ↓ → 1/3 ↓		
	Ø4.2	Soft Bone	↓ → ↓ → 2/3 ↓	↓ → ↓ → 2/3 ↓		
		Hard Bone	↓ → ↓ → 2/3 ↓	↓ → ↓ → 2/3 ↓ → 2/3 ↓		
	Ø5	Soft Bone	↓ → ↓ → 2/3 ↓ → 2/3 ↓	↓ → ↓ → 2/3 ↓ → 2/3 ↓		
		Hard Bone	↓ → ↓ → 2/3 ↓ → 2/3 ↓ → 2/3 ↓	↓ → ↓ → 2/3 ↓ → 2/3 ↓ → 2/3 ↓		


 Drill to mark osteotomy site

 Drill osteotomy to implant

 Drill osteotomy partially according to implant

The recommended drill protocol procedure should not replace the dentist's/surgeon's judgment. The implants may be loaded for immediate function when good primary stability (above 35 Ncm) has been achieved and with appropriate occlusal loading.

COMPONENTS

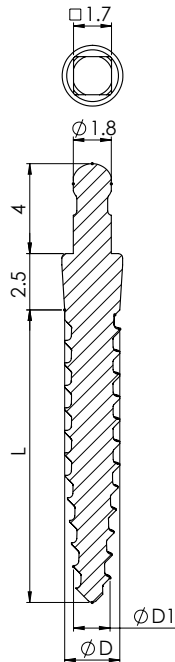


ONE-PIECE SERIES | MBI NCT™



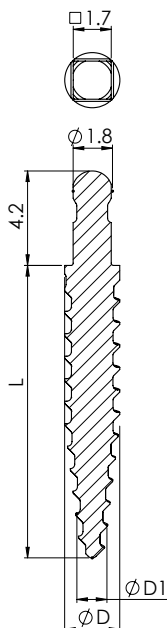
TISSUE LEVEL IMPLANT

BONE TYPES	All bone types
DESIGN FEATURES	<ul style="list-style-type: none"> • Apically tapered threads and tapered core body • Mini ball attachment prosthetic portion • Small diameter
CLINICAL BENEFITS	<ul style="list-style-type: none"> • Minimally invasive • Short and easy procedure minimal drilling • Suitable for implant and tissue supported denture • Self tapping • Immediate loading



MBI | ORDERING INFORMATION

Ø D (mm)	Ø D0 (mm)	Ø D1 (mm)	L (mm)	Ref. No
2.0	1.0	2.5	10	NM-V2010
			13	NM-V2013
			16	NM-V2016
			18	NM-V2018
2.4	1.5	2.5	10	NM-V2410
			13	NM-V2413
			16	NM-V2416
			18	NM-V2418
2.9	1.9	2.5	10	NM-V2910
			13	NM-V2913
			16	NM-V2916
			18	NM-V2918



MBI NC (NON COLLAR) | ORDERING INFORMATION

Ø D (mm)	Ø D0 (mm)	Ø D1 (mm)	L (mm)	Ref. No
2.0	1.0	0	10	NMTV2010
			13	NMTV2013
			16	NMTV2016
			18	NMTV2018
2.4	1.5	0	10	NMTV2410
			13	NMTV2413
			16	NMTV2416
			18	NMTV2418
2.9	1.9	0	10	NMTV2910
			13	NMTV2913
			16	NMTV2916
			18	NMTV2918

ONE-PIECE SERIES | MBI NC™

RECOMMENDED STRAIGHT DRILL PROTOCOL

IMPLANT DIAMETER	Drill Diameter [mm]	Ø1.2	Ø1.5	Ø2.0
		Drill Speed [RPM]	1200-1500	1200-1500
Ø2.0	Soft Bone	2/3		
	Hard Bone			
Ø2.4	Soft Bone		2/3	
	Hard Bone			
Ø2.9	Soft Bone			
	Hard Bone		2/3	

Drill to mark osteotomy site

Drill osteotomy to implant

Drill osteotomy partially according to implant

The recommended drill protocol procedure should not replace the dentist's/surgeon's judgment. The implants may be loaded for immediate function when good primary stability (above 35 Ncm) has been achieved and with appropriate occlusal loading.

MBI & MBI NC COMPONENTS

The diagram displays the following components:

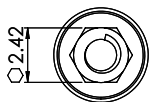
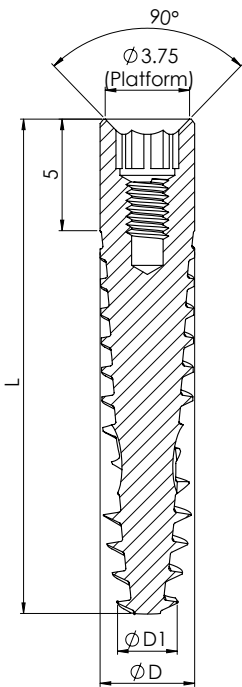
- NM-T3201 Metal Housing:** Dimensions: diameter $\varnothing 4.3$, height 2.8.
- NM-T3202 Extra Soft Nylon Cap:** Dimensions: diameter $\varnothing 4.3$, height 2.3.
- NM-T3203 Soft Nylon Cap:** Dimensions: diameter $\varnothing 3.4$, height 2.3. Labeled as MICRO.
- NMCD2312 Drill:** Diameter $\varnothing 1.2\text{mm}$.
- NMCD2315 Drill:** Diameter $\varnothing 1.5\text{mm}$.
- NM-X1520 Driver:** Diameter $\varnothing 1.7\text{mm}$.
- NM-X2415 Driver:** Diameter $\varnothing 1.7\text{mm}$.
- NM-T6124 Analog:** A small cylindrical component.
- NM-T4410 Transfer:** A small cylindrical component.

CHALLENGE SERIES | PTERYFIT™

BONE LEVEL IMPLANT



BONE TYPES	Pterygoid Region
PROSTHETICS PLATFORM	Internal hex
DESIGN FEATURES	<ul style="list-style-type: none"> • Condensing variable threads design • Apically tapered threads and tapered core body • Double thread with large step • Double flutes • 5 mm machined surface "neck"
CLINICAL BENEFITS	<ul style="list-style-type: none"> • For pterygomaxillary region (posterior region of the atrophic maxilla) • Self tapping • High primary stability • Fast insertion • Reduces adherence of perio-pathogens thus minimizes the chances for inflammation



ORDERING INFORMATION

Ø D (mm)	Ø D1 (mm)	L (mm)	Ref. No
4.2	2.5	18	NMAF4218
		20	NMAF4220
		22	NMAF4222
		25	NMAF4225

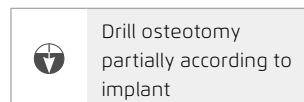
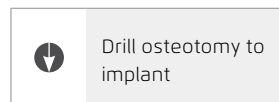
Cover Screw Included with all implants



NM-S5023

RECOMMENDED STRAIGHT DRILL PROTOCOL

IMPLANT DIAMETER	Drill Diameter [mm]	Osteotome	Ø2.3	Ø2.8
	Drill Speed [RPM]		900-1200	800-1000
	Ø4.2	All Bone Types	1/2	→ → →



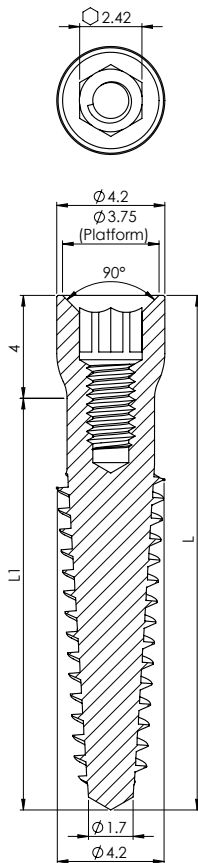
Prior to the use of Pteryfit/Pterycore implants in the Pterygoid regions, additional training is recommended.

CHALLENGE SERIES | PTERYCORE™

TISSUE LEVEL IMPLANT




BONE TYPES	Pterygoid Region
PROSTHETICS PLATFORM	Internal hex
DESIGN FEATURES	<ul style="list-style-type: none"> • Large cutting surface area • Tapered thread and tapered core body • Wide and sharp threads • Smooth machine surface basket neck
CLINICAL BENEFITS	<ul style="list-style-type: none"> • For pterygomaxillary region (posterior region of the atrophic maxilla) • Self tapping • High primary stability • Reduces adherence of perio-pathogens thus minimizes the chances for inflammation • Reduced pressure on "neck" portion



ORDERING INFORMATION


Ø D (mm)	L (mm)	L1 (mm)	Ref. No
4.2	18	14	NM-M4218
	20	16	NM-M4220
	22.5	18.5	NM-M4222
	25	21	NM-M4225


Cover Screw Included with all implants  NM-S5023

* L1 - RBM Surface Treated length to place within the osteotomy.

RECOMMENDED STRAIGHT DRILL PROTOCOL

IMPLANT DIAMETER	Drill Diameter [mm]	Osteotome	Ø2.3	Ø2.8
				900-1200
Ø4.2	All Bone Types	1/2	↓	↓

 Drill osteotomy to implant

 Drill osteotomy partially according to implant

Prior to the use of Pteryfit/Pterycore implants in the Pterygoid regions, additional training is recommended.

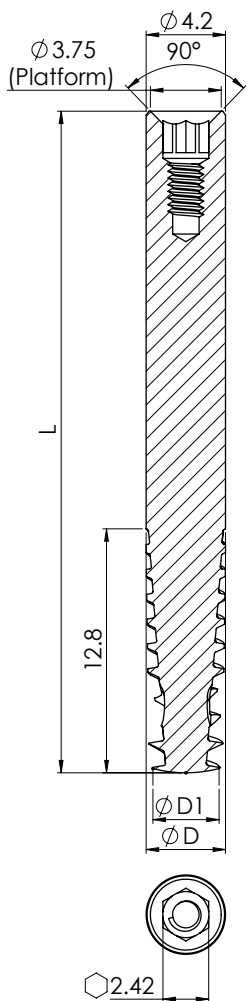
CHALLENGE SERIES | ZYGOMATIC™

TISSUE LEVEL IMPLANT



BONE TYPES	Zygomatic Region
PROSTHETICS PLATFORM	Internal Hex
DESIGN FEATURES	<ul style="list-style-type: none"> • Threaded portion: <ul style="list-style-type: none"> - 13mm length - Condensing Variable Threads Design - Apically Tapered Threads and Tapered Core Body - Double thread with Large Step - Double Flutes • Long Machined Surface "Neck"
CLINICAL BENEFITS	<ul style="list-style-type: none"> • For Zygomatic region of the atrophic Maxilla • Self Tapping • High Primary Stability • Reduce adherence of Perio-Pathogens = reduces the chance for inflammation

ORDERING INFORMATION



Ø D (mm)	Ø D1 (mm)	L (mm)	Ref. No
4.2	3.5	30	NM-F4430
		32.5	NM-F4432
		35	NM-F4435
		37.5	NM-F4437
		40	NM-F4440
		42.5	NM-F4442
		45	NM-F4445
		47.5	NM-F4447
		50	NM-F4450
		52.5	NM-F4452
		55	NM-F4455
		57.5	NM-F4457
		60	NM-F4460

Cover Screw Included with all implants



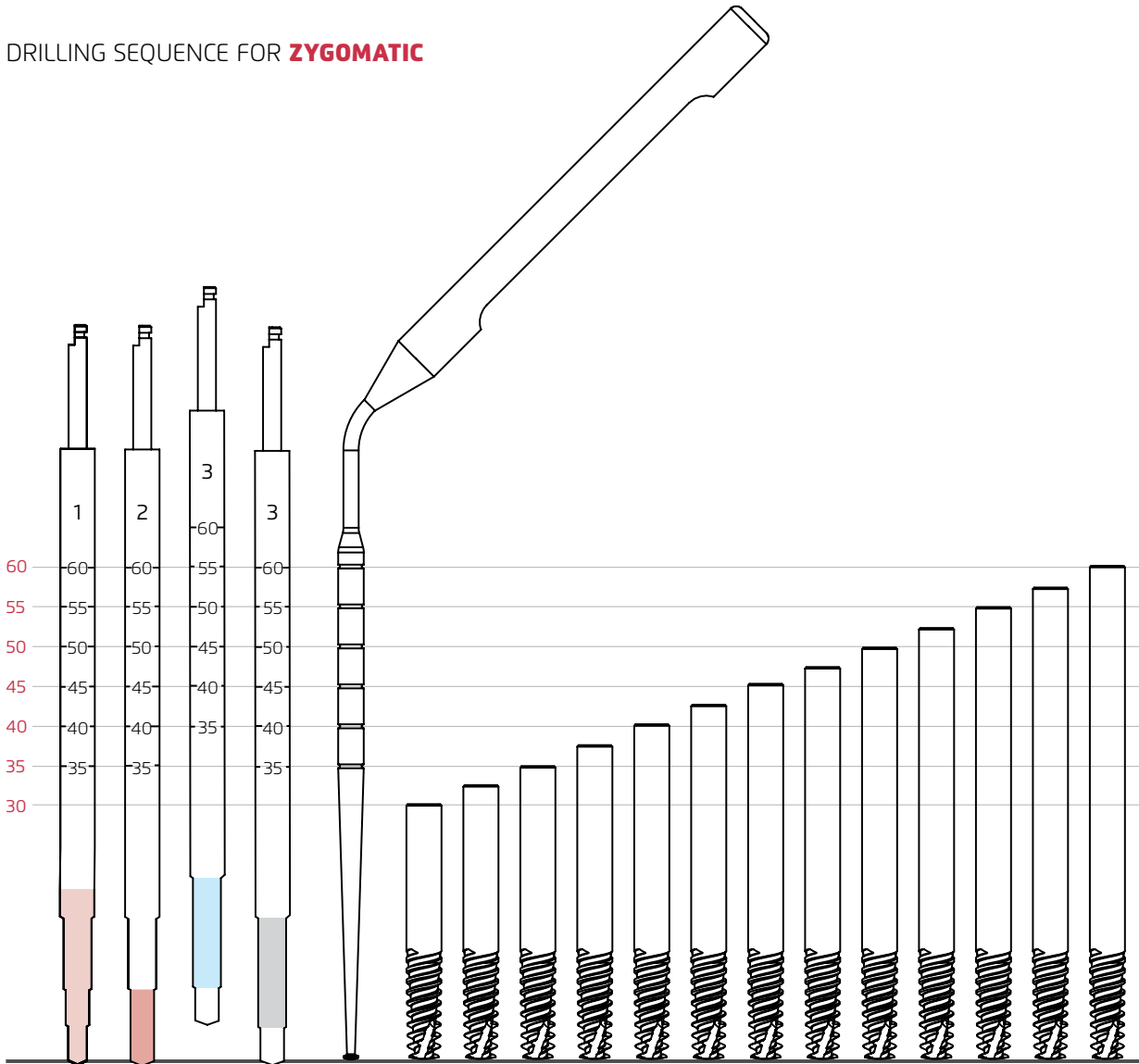
NM-S5023



For Zygomatic Surgical Set, Please look at the page N° 80
For Premium Zygomatic Surgical Set, Please look at the page N° 81


CHALLENGE SERIES | ZYGOMATIC™

DRILLING SEQUENCE FOR ZYGOMATIC




RECOMMENDED STEP DRILL PROTOCOL

IMPLANT DIAMETER	Drill Diameter [mm]	1	2	3
	Drill Speed [RPM]			
	Bone Type			
Ø4.2	D4	↓		
	D3	↓	→ ↓	
	D2	↓	→ ↓	→ ↓ -5mm
	D1	↓	→ ↓	→ ↓

 Drill osteotomy to implant

 -5mm Drill 5mm Less

Prior to the use of Zygomatic implants in the Zygoma region, additional training is recommended.




*Our **CHALLENGE SERIES** implants
are your **EXPERTISE***

PROSTHETIC SOLUTIONS

Noris Medical invested significant effort in the development of prosthetics components that provide sophisticated solution to various rehabilitation challenges.

Noris Medical, unwavering persistence for high precision and quality, guarantees that clinicians, technicians and patients acquire full confidence in the entire prosthetic product line.



ACCESSORIES

- 34 PROSTHETIC WORKFLOW
- 34 PROSTHETIC COMPONENTS DRIVERS
- 35 MULTI-UNIT & VARI-CONNECT DRIVERS
- 36 HEALING CAPS
- 37 OPEN & CLOSED TRAY TRANSFERS
- 38 SNAP-ON TRANSFER
- 39 CLIP-ON TRANSFER

CEMENT RETAINED RESTORATIONS

- 40 PEEK TEMPORARY ABUTMENTS
- 41 TITANIUM TEMPORARY ABUTMENTS
- 42 STRAIGHT ABUTMENTS
- 44 ANGLED ABUTMENTS
- 45 CASTABLE ABUTMENTS

SCREW RETAINED RESTORATIONS

- 46 STRAIGHT MULTI-UNIT
- 47 ANGLED MULTI-UNIT
- 48 MULTI-UNIT COMPONENTS

- 49 MULTI-UNIT DRIVERS

- 50 MULTI-UNIT PROTOCOL

SCREW RETAINED AND OVERDENTURE RESTORATIONS

- 52 VARI-CONNECT
- 53 VARI-CONNECT COMPONENTS
- 54 VARI-CONNECT PROTOCOL

OVERDENTURE RESTORATIONS

- 56 BALL ATTACHMENT
- 57 FLAT ATTACHMENT

CEMENT RETAINED & SCREW RESTORATIONS

- 58 ESTHETIC SCREW ABUTMENTS

CAD/CAM COMPONENTS

- 59 VERSATILE SCAN ABUTMENTS
- 60 TI-BASES FOR INTERNAL HEX IMPLANTS
- 61 TI-BASES FOR MULTI-UNIT
- 62 DIGITAL ANALOG

ACCESSORIES | PROSTHETIC WORKFLOW

HEALING CAPS



Implant Healing Cap

or



MU Healing Cap

IMPRESSION TRANSFERS / SCAN BODIES / ANALOGS



Snap-On Transfer



Clip-On Tray Transfer



Implants Scan Body



Open Tray Transfer



Closed Tray Transfer



MU Scan Body



Analog



Digital Analog

RECOMMENDED CLOSURE TORQUE

Hand tightening
up to 15Ncm

Hand tightening
up to 15Ncm

PROSTHETIC DRIVERS



NM-X1207



NM-X1210



NM-X1215




NM-X1006



NM-X1007



NM-X1011



NM-X1008



NM-X1009



NM-X1010

Ratchet Drivers
1.25mm

Manual Drivers
1.25mm

Motor Mount Drivers
1.25mm









ACCESSORIES | PROSTHETIC WORKFLOW

CEMENT RETAINED RESTORATIONS	SCREW RETAINED RESTORATIONS	CAD/CAM	OVERDENTURE RESTORATIONS
 Temporary Abutment	 Straight Multi-Unit	 Implants Ti Base	 Ball Attachment
or	or	or	or
 Straight Abutment	 Angled MULTI-UNIT	 MU Ti Base	 Flat Attachment
or	or	or	or
 Angle Abutment	 Angled Vari-Connect + Platform Adapter		 Ball Vari-Connect
or	or		or
 Castable Abutment	 Esthetic Screw Abutment		 Flat Vari-Connect

RECOMMENDED CLOSURE TORQUE

30Ncm	Abutment: 30Ncm Sleeve on MU: 15Ncm Vari-Connect Adapter: 35Ncm	Abutment: 30Ncm Sleeve on MU: 15Ncm	30Ncm
-------	--	--	-------

MULTI-UNIT & VARI-CONNECT DRIVERS
























 NM-X1016	 NM-X1017	 NM-X7006	 NM-X7007	 NM-X7011	 NM-X7008	 NM-X7009	 NM-X7010
Ratchet Driver ⌀ 2.0mm		Manual Drivers ☆ 1.25mm			Motor Mount Drivers ☆ 1.25mm		

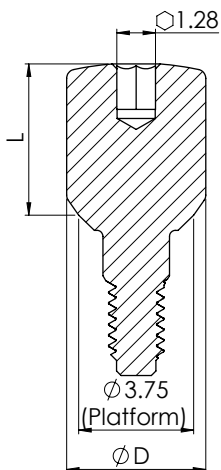
ACCESSORIES | HEALING CAPS



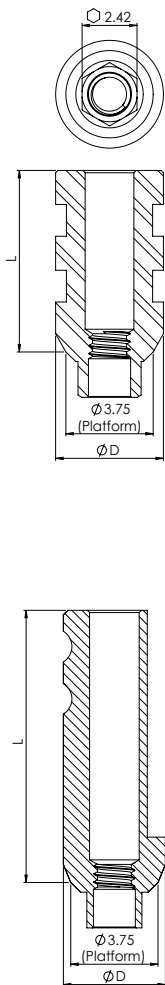
DESIGN FEATURES	Wide range of diameters and lengths
CLINICAL BENEFITS	Shapes the gingival tissue for all range of abutments and gingival tissue heights
MATERIAL	Titanium Alloy (Ti-6Al-4V ELI)

ORDERING INFORMATION

L (mm)	Diameter Ø 3.8 (mm)	Diameter Ø 4.6 (mm)	Diameter Ø 5.5 (mm)	Diameter Ø 6.3 (mm)
2	 NM-H3802	 NM-H4602	 NM-H5502	-
3	 NM-H3803	 NM-H4603	 NM-H5503	 NM-H6303
4	 NM-H3804	 NM-H4604	 NM-H5504	 NM-H6304
5	 NM-H3805	 NM-H4605	 NM-H5505	 NM-H6305
6	 NM-H3806	 NM-H4606	 NM-H5506	 NM-H6306
7	 NM-H3807	 NM-H4607	 NM-H5507	 NM-H6307
















ACCESSORIES | OPEN & CLOSED TRAY TRANSFERS



DESIGN FEATURES	<ul style="list-style-type: none"> • Open-tray impression transfers - sharp grooves for maximum retention • Close-tray impression transfers - round grooves for easy insertion/removal
CLINICAL BENEFITS	<ul style="list-style-type: none"> • Open-tray impression transfers for high accuracy • Close-tray impression transfers for places with less space • Non-hexed open-tray impression transfers are perfect for transferring multiple angled implants
MATERIAL	Body: Stainless Steel Screw: Titanium Alloy (Ti-6Al-4V ELI)

ORDERING INFORMATION

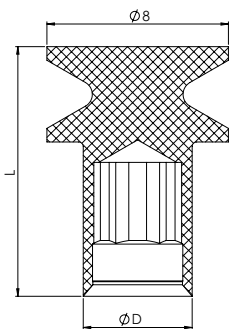
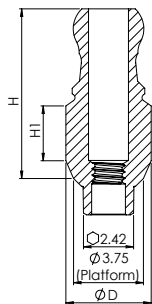
OPEN TRAY TRANSFER			CLOSED TRAY TRANSFER		
Transfer	Ø D (mm)	L (mm)	Transfer	Ø D (mm)	L (mm)
 NM-T4008	4.75	8	 NM-T3601	4.75	8
 NM-S1610	Screw 16mm Included with all transfers above & available separately		 NM-S1307	Screw 13mm Included with all transfers above & available separately	
 NM-T4203	3.85	12	 NM-T3507	3.85	12
 NM-T4201	4.3	12	 NM-T3511	4.5	12
 NM-T4012	4.75	12	 NM-S1610	Screw 16mm Included with all transfers above & available separately	
 NM-S2418	Screw 24mm Included with all transfers above & available separately		NON-HEXED TRANSFER		
Transfer	Ø D (mm)	L (mm)	Transfer	Ø D (mm)	L (mm)
 NM-T4204	3.85	12	 NM-S2418	Screw 24mm Included with all transfers above & available separately	







ACCESSORIES | SNAP-ON TRANSFER



DESIGN FEATURES	<ul style="list-style-type: none"> • Snap-on cap that snaps on transfer body that screws in to the implant • Designed for impressions using the closed-tray technique, in conjunction with cap T4402 • Transfer body gold color anodization
CLINICAL BENEFITS	<ul style="list-style-type: none"> • Enables closed tray impression transfer • Advantageous in limited opening situations • Transfer body can be used as esthetic abutments
MATERIAL	<p>Body & Screw: Titanium Alloy (Ti-6Al-4V ELI) Snap-On Cap: Derlin</p>

ORDERING INFORMATION



Transfer	Ø D (mm)	L1 (mm)
 NM-T3802	4.8	2
 NM-T3803	4.8	3
 NM-T3804	4.8	4
 NM-T3805	4.8	5
 NM-T3806	4.8	6
 NM-S8324	Included with all abutments above & available separately	

Snap-On Cap for Ball Transfer		
Cap	Ø D (mm)	L (mm)
 NM-T4402	4.8	11

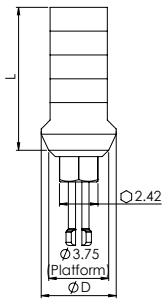


ACCESSORIES | CLIP-ON TRANSFER



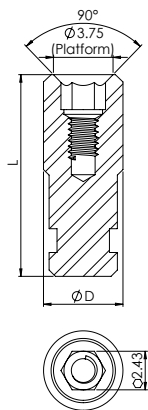
DESIGN FEATURES	<ul style="list-style-type: none"> • Retentive split pin • Clips in to the implant without the need of a screw
CLINICAL BENEFITS	<ul style="list-style-type: none"> • Enables closed tray impression transfer • Especially useful in limited opening situations • Shortens working time. No need to screw in or screw out
MATERIAL	Stainless Steel

ORDERING INFORMATION



Transfer	Ø D (mm)	L (mm)
	4.7	9
NM-T3409		
	4.7	13
NM-T3413		

ACCESSORIES | IMPLANT ANALOG



Analog	Ø D (mm)	L (mm)
	4	12.7
NM-T6004		
	5	12.7
NM-T6005		



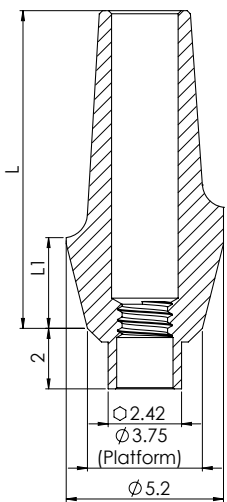
CEMENT RETAINED RESTORATIONS | TEMPORARY ABUTMENTS



DESIGN FEATURES	<ul style="list-style-type: none"> • Sterilizable • Connects to the implant with a retentive screw • High compressive strength
CLINICAL BENEFITS	<ul style="list-style-type: none"> • Acrylic retained abutment • Does not create artifacts in X-ray irradiation procedures, magnetic resonance imaging (MRI), and computed tomography (CT) • Does not contain metal additives to prevent ion exchange in the mouth • Easy and fast customization by the dentist or technician
MATERIAL	Peek

ORDERING INFORMATION

Straight	L (mm)	Angle 15°	Angle 25°	L (mm)	L1 (mm)
 NM-C6001	9			9.5	1
 NM-C6002	10			10.5	2
 NM-C6003	11			11.5	3



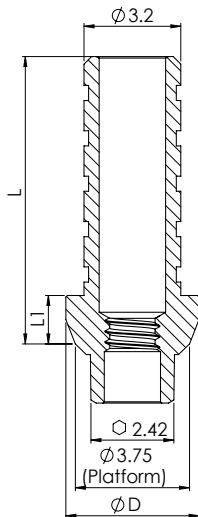
NM-S8324
Included with all abutments
& available separately






CEMENT RETAINED RESTORATIONS | TEMPORARY ABUTMENTS



DESIGN FEATURES	<ul style="list-style-type: none"> • Sharp and deep retention grooves • Available as hexed or non-hexed
CLINICAL BENEFITS	<ul style="list-style-type: none"> • Acrylic retained abutment • High acrylic retention. • For single crown or bridge restoration
MATERIAL	Titanium Alloy (Ti-6Al-4V ELI)

ORDERING INFORMATION



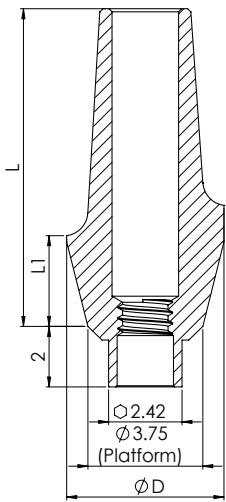
Hexed	Non-Hexed	Short Non-Hexed	L (mm)	L1 (mm)	Ø D (mm)
		-	9.5	1.7	4.4
NM-A5001	NM-A5002				
	-		9.5	1.7	3.8
NM-A5101		NM-A5102			
	Included with all abutments above & available separately				
NM-S8324					




CEMENT RETAINED RESTORATIONS | STRAIGHT ABUTMENTS



DESIGN FEATURES	<ul style="list-style-type: none"> • Wide range of diameters and lengths • Prefabricated with various collar heights
CLINICAL BENEFITS	<ul style="list-style-type: none"> • Cement retained abutments • For dentist/technician customization • Wide range of emergence profile abutment options
MATERIAL	Titanium Alloy (Ti-6Al-4V ELI)

ORDERING INFORMATION



Anatomic	Ø D (mm)	L (mm)	L1 (mm)	Shoulder	Ø D (mm)	L (mm)	L1 (mm)
	5.2	9	1		4.5	8.5	1
NM-A4601				NM-A4801			
	5.2	10	2		4.5	9.5	2
NM-A4602				NM-A4802			
	5.2	11	3		4.5	10.5	3
NM-A4603				NM-A4803			
	5.2	12	4		4.5	11.5	4
NM-A4604				NM-A4804			
	Included with all abutments & available separately				Available separately		
NM-S8324				NM-C1005			

CEMENT RETAINED RESTORATIONS | STRAIGHT ABUTMENTS

Standard	Ø D (mm)	L (mm)
----------	----------	--------



4.5 8.5

NM-A5908



4.5 9.5

NM-A5909



4.5 11.5

NM-A5911



4.5 12.5

NM-A5912

Shoulder, Narrow	Ø D (mm)	L (mm)	L1 (mm)
------------------	----------	--------	---------



3.75 8.5 0.5

NM-A5300



3.75 8.5 1.5

NM-A5301



3.75 8.5 2.5

NM-A5302

Wide	Ø D (mm)	L (mm)
------	----------	--------



5.5 9

NM-A5709



5.5 11

NM-A5711

Standard	Ø D (mm)	L (mm)
----------	----------	--------



4.5 8.5

NM-A5601



4.5 10.5

NM-A5602

Narrow	Ø D (mm)	L (mm)
--------	----------	--------



3.8 6

NM-A6006



3.8 8

NM-A6008

Mega	Ø D (mm)	L (mm)
------	----------	--------



9 15

NM-A5515



NM-S8324

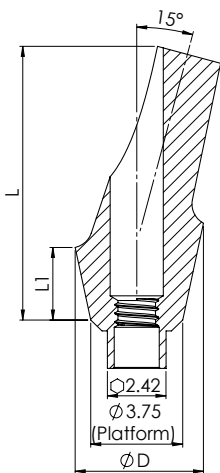
Included with all abutments
& available separately

CEMENT RETAINED RESTORATIONS | ANGLED ABUTMENTS



DESIGN FEATURES	<ul style="list-style-type: none"> • Angled abutments: 15° and 25° • Wide range of diameters and lengths • Prefabricated with various collar heights
CLINICAL BENEFITS	<ul style="list-style-type: none"> • Cement retained abutments • For dentist/technician customization • Wide range of emergence profile abutment options
MATERIAL	Titanium Alloy (Ti-6Al-4V ELI)

ORDERING INFORMATION



ANATOMIC				
Angle 15°	Angle 25°	Ø D (mm)	L (mm)	L1 (mm)
NM-A2401	NM-A2601	5.4	9.5	1
NM-A2402	NM-A2602	5.4	10.5	2
NM-A2403	NM-A2603	5.4	11.5	3
NM-A2404	NM-A2604	5.4	12.5	4

STANDARD			
Angle 15°	Angle 25°	Ø D (mm)	L (mm)
NM-A3209	NM-A3409	4.5	9
NM-A3211	NM-A3411	4.5	11

NARROW TOP			
Angle 15°	Angle 25°	Ø D (mm)	L (mm)
NM-A2809	NM-A3009	4.5	9

NARROW			
Angle 15°	Angle 25°	Ø D (mm)	L (mm)
NM-A3609	NM-A3809	4	9



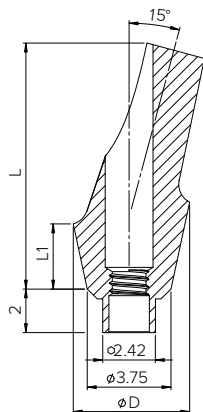
NM-S8324
Included with all abutments & available separately

CEMENT RETAINED RESTORATIONS | CASTABLE ABUTMENTS



DESIGN FEATURES	<ul style="list-style-type: none"> • Plastic castable abutments and plastic press-on metal base abutments (ucla) • Straight and angled abutments: 15° and 25° • Wide range of diameters and lengths • Prefabricated with various collar heights
CLINICAL BENEFITS	<ul style="list-style-type: none"> • For fabrication of cement or screw retained abutments • For dentist/technician customization • Wide range of emergence profile abutment options • For crown or bridge restorations
MATERIAL	<p>Plastic: Delrin</p> <p>Metal base: Titanium Alloy (Ti-6Al-4V ELI) or Cobalt-Chrome Alloy</p>

ORDERING INFORMATION



STRAIGHT ANATOMIC		ANGLED ANATOMIC			
Straight	L (mm)	Angle 15°	Angle 25°	L (mm)	L1 (mm)
	9			9.5	1
NM-C4001		NM-C3001	NM-C3201		
	10			10.5	2
NM-C4002		NM-C3002	NM-C3202		
	11			11.5	3
NM-C4003		NM-C3003	NM-C3203		

Hexed	Non-Hexed	L (mm)	Ø D (mm)	Angle 15°	L (mm)	Ø D (mm)
		8.5	4.5		8.5	4.5
NM-C2004	NM-C2003			NM-C2005		

		10.5	3.25		NM-S8324 Included with all abutments & available separately
NM-C1002	NM-C1001				

Titanium Base	Co-Cr Base	L (mm)	Ø D (mm)
		10.5	4.5
NM-C2001	NM-C2002		

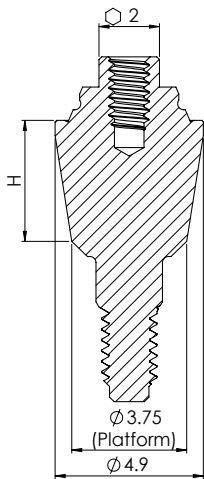
SCREW RETAINED RESTORATIONS |

Straight Multi-Unit

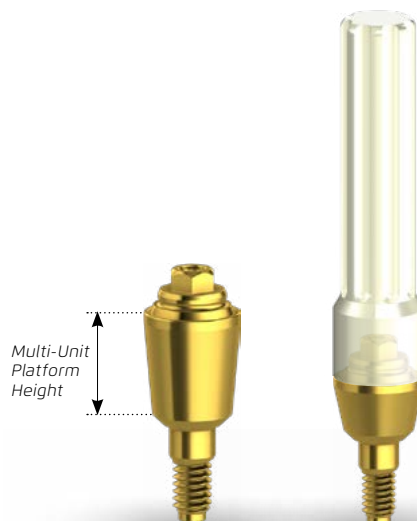


DESIGN FEATURES	<ul style="list-style-type: none"> • Wide range of heights
CLINICAL BENEFITS	<ul style="list-style-type: none"> • Screw retained abutments for non-removable restorations • Wide range of gingival heights
MATERIAL	Titanium Alloy (Ti-6Al-4V ELI)

ORDERING INFORMATION



Straight Multi-Units					
Multi-Unit Platform Height (mm)					
1	2	3	4	5	
NM-A7101	NM-A7102	NM-A7103	NM-A7104	NM-A7105	
					Included with all multi-unit bases
Abutment Carry-on handle NM-X7100					




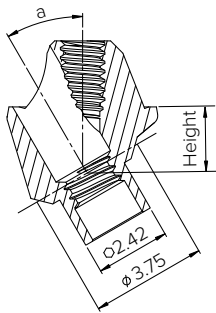
SCREW RETAINED RESTORATIONS |

ANGLED MULTI-UNIT



DESIGN FEATURES	<ul style="list-style-type: none"> • Wide range of angled multi-unit abutments: 17°, 30°, 45°, 52° and 60° • Wide range of gingival cuff height • Gold color anodization for soft tissue adaptation
CLINICAL BENEFITS	<ul style="list-style-type: none"> • Screw retained abutments • Made for angled implants placement • For angled implant placement • Non-removable restorations
MATERIAL	Titanium Alloy (Ti-6Al-4V ELI)




ORDERING INFORMATION







Angled Multi-Units				
Multi-Unit Platform Height (mm)				
Angle°	2	3	4	5
17°	 NM-A7112	 NM-A7113	 NM-A7114	 NM-A7115
30°	 NM-A7133	 NM-A7134	 NM-A7135	 NM-A7136
45°	 NM-A7144	 NM-A7145	 NM-A7146	 NM-A7147
52°	 NM-A7152	Included with all multi-unit bases		
60°	 NM-A7160	 NM-S7101	 Abutment Carry-on handle NM-X7101	

SCREW RETAINED RESTORATIONS |

MULTI-UNIT COMPONENTS

Healing Caps	
	Healing Caps Ø 4.9mm H 4.8mm NM-H7101
	Healing Caps Ø 4.9mm H 7.0mm NM-H7102
	Screw NM-S7102





Transfers & Analog	
	Open Tray Ø 4.9mm H 11mm NM-T7111
	Screw* L 13mm NM-S7111








	Snap-On Cap for Ball Transfer Ø 4.8mm H 11mm NM-T4402
	Closed Tray Ø 4.9mm H 8mm NM-T7102
	Screw* NM-S7102

	Analog Ø 4.9mm NM-T7151
---	--------------------------------------

*Screw - Included with the transfer above & available separately

Abutments	
	Universal Abutment Ø 4.9mm H 12mm NM-T7121
	Wide Universal Abutment Ø 4.9mm H 12mm NM-T7123
	Castable Abutment Ø 4.9mm H 12mm NM-C7121
	Screw NM-S7102


Passive Fit Castable Abutment Set	
The Passive Fit Castable Abutment Set consists of three parts aimed for the fabrications of accurate metal reinforced prostheses. The Castable Sleeve Positioner is used for aligning the Castable Sleeve on the plaster model, ensuring passive fit of the fabricated metal cast when cemented to the Titanium Abutments.	
	Universal Abutment Ø 4.9mm H 12mm NM-T7121
	Castable Sleeve Ø 4.9mm H 10.5mm NM-C7120
	Castable Sleeve Positioner Ø 4.9mm H 10mm NM-T7122
	Screw NM-S7102

CAD-CAM COMPONENTS FOR MULTI UNIT			
Titanium Bases		Scan Bodies	
	Ø 4.9mm H 4.5mm NM-C7124		Ø 4.9mm H 7mm NM-C9207
	Ø 5.2mm H 4.5mm NM-C7126		Ø 4.9mm H 10mm NM-C9210
	Screw NM-S7102		Ø 4.9mm H 13mm NM-C9213
Digital Analog for Multi-Unit		Screw NM-S7102	
	H 7mm NMDT7151		


SCREW RETAINED RESTORATIONS |

MULTI-UNIT DRIVERS

Attach




Short Driver
 ⌀ 2.0mm L 6mm
 NM-X1016




Long Driver
 ⌀ 2.0mm L 10mm
 NM-X1017

Straight Multi-Unit Motor Mounts




Short Motor Mount
 ⌀ 2.0mm L 20mm
 NM-X1120




Long Motor Mount
 ⌀ 2.0mm L 25mm
 NM-X1125




Star Hex. Drivers



Star Hex. Driver
 ☆ 1.25mm L 7mm
 NM-X7006




Star Hex. Driver
 ☆ 1.25mm L 14mm
 NM-X7007




Star Hex. Driver
 ☆ 1.25mm L 20mm
 NM-X7011


Star Hex. Motor Mounts



Motor Mount
 ☆ 1.25mm L 20mm
 NM-X7008



Motor Mount
 ☆ 1.25mm L 25mm
 NM-X7009



Motor Mount
 ☆ 1.25mm L 35mm
 NM-X7010

SCREW RETAINED RESTORATIONS | MULTI-UNIT PROTOCOL

ASSEMBLY OF A STRAIGHT MULTI-UNIT BASE

1

Attach the straight Multi-Unit base to the implant by using the plastic handle.



2

Remove the handle.



3

Tighten the base to 30Ncm with the Multi-Unit driver.



ASSEMBLY OF ANGLED MULTI-UNIT BASE

1

Use the Angled Guide Pin to choose the correction angle.



2

Attach the Multi-Unit base to the appropriate angle.



Use the handle as an indicator for the final screw emergence.

3

Tighten the base to 30Ncm with the 1.25mm Hex driver or a Star driver.



4

Remove the handle by unscrewing it out.



HEALING CAPS ASSEMBLY



IMPRESSION

Choose the desired impression technique:

For closed tray choose Snap-On-transfer.



For open tray technique choose conventional transfer.



SCREW RETAINED RESTORATIONS | MULTI-UNIT PROTOCOL

IMMEDIATE LOADING (FABRICATION OF THE TEMPORARY BRIDGE)

1

Assemble the Titanium Sleeve on the Multi-Unit base and tighten the screw to 15Ncm.



2

Attach the pre-prepared provisional acrylic prosthesis

LABORATORY PHASE

1

Mount the Plastic Sleeve on the Multi-Unit analog and tighten with the screw.



2

Splint the sleeves.

3

Carve the Sleeves to the desired shape.

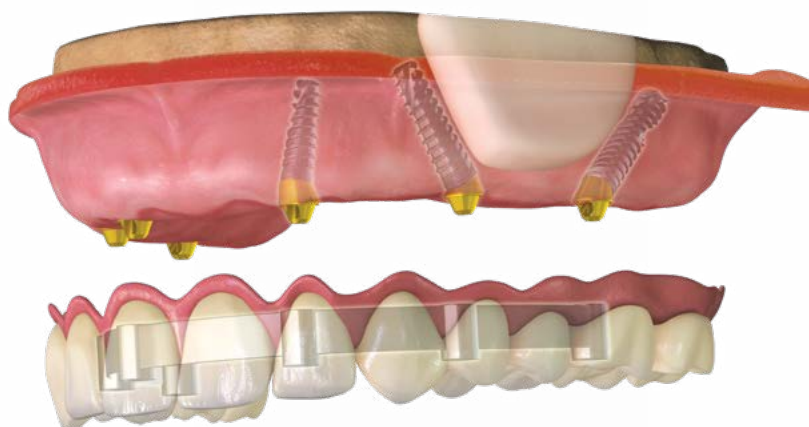
4

Invest and cast the metal frame of the prosthesis.

PASSIVE FIT CASTABLE ABUTMENT SET

The Passive Fit Castable Abutment Set consists of three parts aimed for the fabrication of accurate metal reinforced prostheses. The uniquely designed Castable Sleeve Positioner is used for aligning the Castable Sleeve on the plaster model, ensuring passive fit of the fabricated metal cast when cemented to the Titanium Abutments.

Tighten final prosthetic crown/bridge screw to the MULTI-UNIT at 15Ncm.



SCREW RETAINED & OVERDENTURE RESTORATIONS | VARI-CONNECT



DESIGN FEATURES	<ul style="list-style-type: none"> • Two-piece angled multi-unit or angled attachment • Wide range of angled multi-unit bases: 17°, 30°, 45°, 52° and 60° • Wide range of multi-unit adapters heights. • Ball-connect and flat-connect adapters • Gold color anodization for soft tissue adaptation
CLINICAL BENEFITS	<ul style="list-style-type: none"> • Angled screw retained abutments for non-removable restoration • Angled attachments for overdenture restoration • Wide range of gingival heights • Great option for angled implants
MATERIAL	Titanium Alloy (Ti-6Al-4V ELI)

ORDERING INFORMATION

Angle Vari-Connect	
--------------------	--

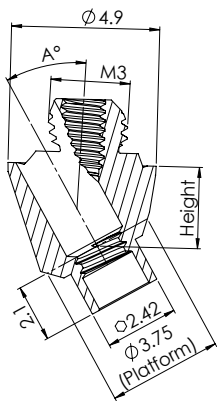
Vari-Connect Platform MULTI-UNIT Adapter				
---	--	--	--	--

	Vari-Connect Platform Height (mm)	
--	-----------------------------------	--

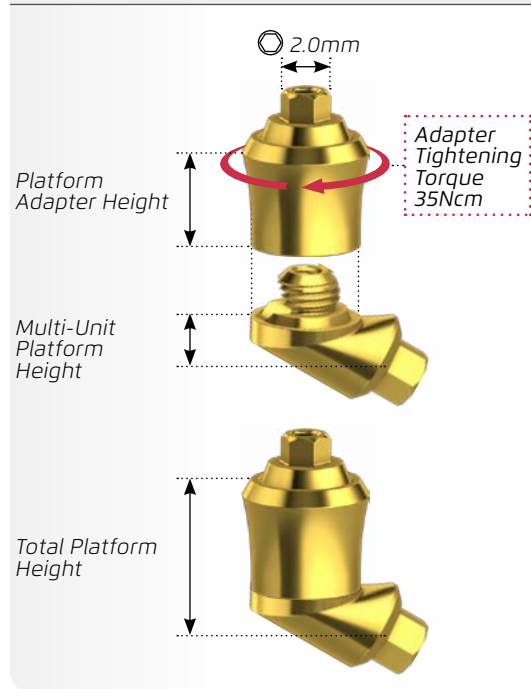
	Multi-Unit Platform Adapter Height (mm)				
--	---	--	--	--	--

Angle°	2	3
--------	---	---

2	3	4	5	6
---	---	---	---	---





Platform Adapter	
------------------	--




SCREW RETAINED & OVERDENTURE RESTORATIONS | VARI-CONNECT COMPONENTS


Healing Caps


 Healing Caps
Ø 4.9mm H 4.8mm
NM-H7101


 Healing Caps
Ø 4.9mm H 7.0mm
NM-H7102


 Screw
NM-S7102


Transfers & Analog


 Open Tray
Ø 4.9mm H 11mm
NM-T7111

 Screw*
L 13mm
NM-S7111


 Snap-On Cap for Ball Transfer
Ø 4.8mm H 11mm
NM-T4402


 Closed Tray
Ø 4.9mm H 8mm
NM-T7102


 Screw*
NM-S7102

 Analog
Ø 4.9mm
NM-T7251

Ball-Connect

 Ball-Connect
Ø 4.9mm, H 2mm
NM-T7262

 Ball-Connect
Ø 4.9mm, H 3mm
NM-T7263

 Ball-Connect
Ø 4.9mm, H 4mm
NM-T7264

 Metal Housing
Ø 5mm, H 3.2mm
NM-T3001


 Nylon Extra Soft Cap
NM-T3002


 Nylon Soft Cap
NM-T3003


 Nylon Standard Cap
NM-T3004





Flat-Connect


 Flat-Connect
Ø 4.9mm, H 3mm
NM-T7273


 Flat-Connect
Ø 4.9mm, H 4mm
NM-T7274


 Metal Housing
Ø 5.5mm, H 2.3mm
NM-T3010


 Extra Soft Nylon Cap
NM-T3015

 Soft Nylon Cap
NM-T3016

 Standard Nylon Cap
NM-T3017


 High Retention Nylon Cap
NM-T3018


 Laboratory Cap
NM-T3019

 Sealing Disc
NM-T1824


Available as Set NM-T3099


Drivers for Platform Adapter

 Short Driver
⊙ 2.0mm L 6mm
NM-X1016

 Long Driver
⊙ 2.0mm L 10mm
NM-X1017

Motor Mounts for Platform Adapter

 Short Motor Mount
⊙ 2.0mm L 20mm
NM-X1120

 Long Motor Mount
⊙ 2.0mm L 25mm
NM-X1125


*Screw - Included with the transfer above & available separately

SCREW RETAINED & OVERDENTURE RESTORATIONS | VARI-CONNECT PROTOCOL

ASSEMBLY OF ANGLED VARI-CONNECT

1

Use the Angle Guide Pin to choose the right correction angle.



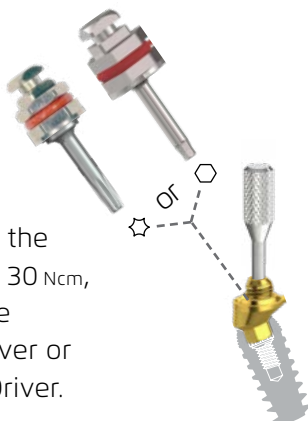
2

Attach the Vari-Connect to the appropriate angle. Use the handle as an indicator for the final screw emergence.



3

Tighten the base to 30 Ncm, with the Hex Driver or a Star Driver.



4

Remove the handle by unscrewing it out.



HEALING CAPS ASSEMBLY



IMPRESSION

Choose the desired impression technique:

For closed tray choose Snap-On-Transfer.



For open tray technique choose conventional Transfer.



ASSEMBLY VARI-CONNECT PLATFORM ADAPTER (OR MULTI-UNIT PLATFORM ADAPTER)

1

Select the MU Adapter desired height and connect to the Angle Vari-Connect by using the Driver.



2

Tighten the Adapter at 35Ncm, with a 2.0mm Straight Multi-Unit Driver.



3

Remove the Driver.



SCREW RETAINED & OVERDENTURE RESTORATIONS | VARI-CONNECT PROTOCOL

IMMEDIATE LOADING (FABRICATION OF THE TEMPORARY BRIDGE)

1

Assemble the Titanium Sleeve on the Multi-Unit base and tighten the screw to 15Ncm.



2

Attach the pre-prepared provisional acrylic prosthesis

LABORATORY PHASE

1

Mount the Plastic Sleeve on the Multi-Unit analog and tighten with the screw.



2

Splint the sleeves.

3

Carve the Sleeves to the desired shape.

4

Invest and cast the metal frame of the prosthesis.

PASSIVE FIT CASTABLE ABUTMENT SET

The Passive Fit Castable Abutment Set consists of three parts aimed for the fabrication of accurate metal reinforced prostheses. The uniquely designed Castable Sleeve Positioner is used for aligning the Castable Sleeve on the plaster model, ensuring passive fit of the fabricated metal cast when cemented to the Titanium Abutments.

Tighten final prosthetic crown/bridge screw to the Vari-Connect Multi-Unit platform at 15Ncm.



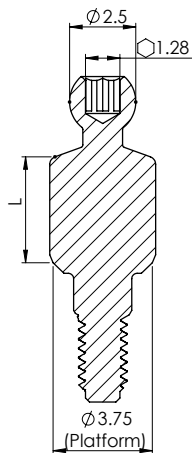
OVERDENTURE RESTORATIONS |





BALL ATTACHMENT






DESIGN FEATURES	<ul style="list-style-type: none"> • Ball attachment • Range of cuff heights • Components – metal house, nylon caps
CLINICAL BENEFITS	<ul style="list-style-type: none"> • Attachments for overdenture restoration • Range of gingival heights • Range of retention strength
MATERIAL	Titanium Alloy (Ti-6Al-4V ELI)

ORDERING INFORMATION



Ball Attachment	L (mm)
	0.5
NM-T1200	
	1
NM-T1201	
	2
NM-T1202	
	3
NM-T1203	

Ball Attachment	L (mm)
	4
NM-T1204	
	5
NM-T1205	
	6
NM-T1206	

Caps for 2.5mm Ball Attachment			
Metal	Extr Soft Nylon	Soft Nylon	Standard Nylon
			
NM-T3001	NM-T3002	NM-T3003	NM-T3004

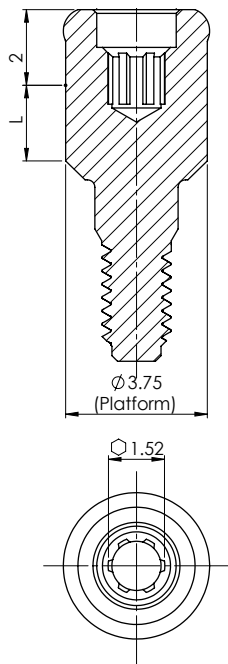
OVERDENTURE RESTORATIONS |







FLAT ATTACHMENT



DESIGN FEATURES	<ul style="list-style-type: none"> • Flat attachment • Range of heights. • Components – metal house, wide range of nylon caps
CLINICAL BENEFITS	<ul style="list-style-type: none"> • Attachments for overdenture restoration • Range of gingival heights • Range of retention strength
MATERIAL	Titanium Alloy (Ti-6Al-4V ELI)

ORDERING INFORMATION



Flat Attachment	L (mm)	Flat Attachment	L (mm)
	0.5		3
NM-T1100		NM-T1103	
	1		4
NM-T1101		NM-T1104	
	2		5
NM-T1102		NM-T1105	

Set NM-T3099

Caps for Flat Attachment

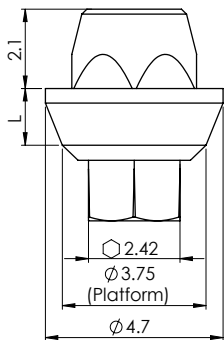
Metal	Extra Soft Nylon	Soft Nylon	Standard Nylon	High Retention Nylon	Laboratory	Sealing Disc
						
NM-T3010	NM-T3015	NM-T3016	NM-T3017	NM-T3018	NM-T3019	NM-T1824

CEMENT RETAINED & SCREW RESTORATIONS | ESTHETIC SCREW ABUTMENTS





DESIGN FEATURES	<ul style="list-style-type: none"> • A range of cuff heights • Combination of abutment with hex and castable sleeve
CLINICAL BENEFITS	<ul style="list-style-type: none"> • Screw retained abutments for crown or bridge restoration • A range of gingival heights • Castable sleeve for dentist/technician customization of the metal frame of the crown or bridge
MATERIAL	Abutment: Titanium Alloy (Ti-6Al-4V ELI) Sleeve: Delrin

ORDERING INFORMATION



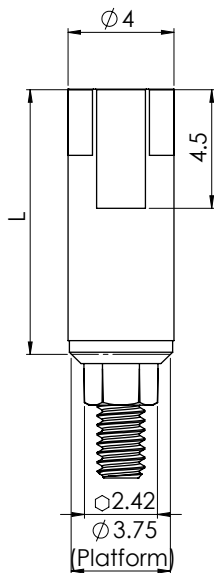
Base	L (mm)	Screw	L (mm)
 NM-E1005	0.5	 NM-S1002	10.5
 NM-E1015	1.5	 NM-S1102	11.5
 NM-E1025	2.5	 NM-S1202	12.5

Hexed	Non-Hexed	L (mm)
 NM-C1015	 NM-C1007	12

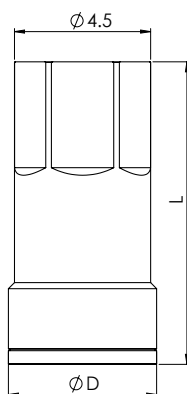
CAD/CAM COMPONENTS | VERSATILE SCAN BODIES






DESIGN FEATURES	<ul style="list-style-type: none"> • Metal base and PEEK body • Three optional lengths • Implant and Multi-unit
CLINICAL BENEFITS	<ul style="list-style-type: none"> • Scan as is. No need for anti-reflective coating spray • For use intraorally or with tabletop scanners. • High accuracy • Durable • Autoclavable • Radiopaque fit confirmation to implant/multi-unit • Fit various depth of Gingival tissue.
MATERIAL	<ul style="list-style-type: none"> • Base: Titanium Alloy (Ti-6Al-4V ELI) • Body: PEEK




(*) USE SIRONA SCANBODIES FOR CEREC TO PLACE ON THE SCAN POST



ORDERING INFORMATION

Scan Bodies	Ø D (mm)	L (mm)	Ref. No
	4.0	7	NM-C9007
	4.0	10	NM-C9010
	4.0	13	NM-C9013

Scan Post	Ø D (mm)	L (mm)	Ref. No
 (*)	4.3	9.8	NM-C2231

Scan Bodies	Ø D (mm)	L (mm)	Ref. No
	4.9	7	NM-C9207
	4.9	10	NM-C9210
	4.9	13	NM-C9213

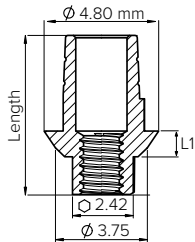
Replacing NM-C9107, NM-C9110, NM-C9113

CAD/CAM COMPONENTS | TI-BASES FOR INTERNAL HEX IMPLANTS



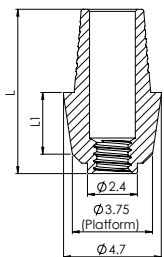
DESIGN FEATURES	<ul style="list-style-type: none"> • Anti-rotational and non-engaging design • Range of Gingival heights
CLINICAL BENEFITS	<ul style="list-style-type: none"> • Cement retained abutments • Gingival Collar height selection • Range of emergence profiles abutment options
MATERIAL	<ul style="list-style-type: none"> • Titanium Alloy (Ti-6Al-4V ELI)

ORDERING INFORMATION



(* IN SIRONA CEREC SYSTEM
CHOOSE ZIMMER TAPRED SCREW
VENT 3.5mm PLATFORM

Single Unit Titanium Base for Crown	Ø D (mm)	L (mm)	L1 (mm)	Ref. No
	4.8	4.5	0.7	NM-C2201
	4.8	6.0	2	NM-C2212
	4.8	7.0	3	NM-C2213
(*)	4.2	6.8	0.3	NM-C2230




Non-Hexed Titanium Base for Bridge	Ø D (mm)	L (mm)	L1 (mm)	Ref. No
	4.7	5.5	0.6	NM-C2202
	4.7	6.9	2	NM-C2222
	4.7	7.9	3	NM-C2223

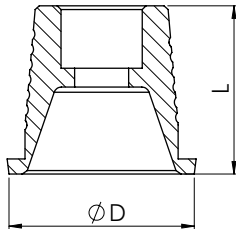
	Included with all abutments & available separately	Ref. No NM-S8324
--	--	------------------



Noris Medical's CAD/CAM libraries are available for the following software: Exocad, 3Shape and Dental Wings. The most current libraries can be found in Noris Medical's website.






CAD/CAM COMPONENTS | TI-BASES FOR MULTI-UNIT



DESIGN FEATURES	<p>Ti-Bases provide a connection for customized digital restorations. The Ti-Base is cemented to the prosthetic ensuring suitable connection to the implant/multi-unit.</p> <ul style="list-style-type: none"> • Only for screw retained restorations • Large bonding surface for stability and reliable adhesion
MATERIAL	Titanium Alloy (Ti-6Al-4V ELI)

ORDERING INFORMATION

Multi-Unit Titanium Base	Ø D (mm)	L (mm)	Ref. No
	4.9	4.5	NM-C7124
Multi-Unit Titanium Base for Immediate Loading	Ø D (mm)	L (mm)	Ref. No
	5.2	4.5	NM-C7126
	Included with all abutments		Ref. No NM-S7102



Noris Medical's CAD/CAM libraries are available for the following software: Exocad, 3Shape and Dental Wings. The most current libraries can be found in Noris Medical's website.

exocad

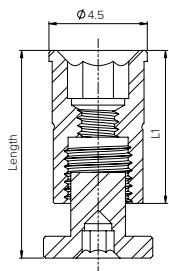
3shape


dental wings

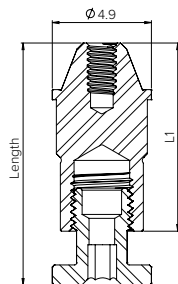
CAD/CAM COMPONENTS | DIGITAL ANALOG


DESIGN FEATURES	<ul style="list-style-type: none"> • Analog body and screw • Implant and multi-unit
CLINICAL BENEFITS	<ul style="list-style-type: none"> • Accurate and decisive fit in printed model • Removable • Reusable
MATERIAL	<ul style="list-style-type: none"> • Body: Stainless Steel • Screw: Titanium Alloy (Ti-6Al-4V ELI)

ORDERING INFORMATION



Digital Analog	Ø D (mm)	L (mm)	L1 (mm)	Ref. No
	4.5	9.5	7	NMDT6004



Digital Analog for Multi-Unit	Ø D (mm)	L (mm)	L1 (mm)	Ref. No
	4.9	12	9	NMDT7151

Noris Medical's CAD/CAM libraries are available for the following software: Exocad, 3Shape and Dental Wings. The most current libraries can be found in Noris Medical's website.



exocad

3shape

dental wings

INSTRUMENTS

Noris Medical Instruments were designed for high performance and simplicity of use, supporting the dental practitioner's needs.



DRILLS

- 64 DRILLS & TOOLS INDEX
- 65 STANDARD DRILLS
- 65 SHORT DRILLS
- 66 STEP DRILLS
- 66 CONICAL DRILLS
- 67 BONE PROFILER MILL
- 67 GUIDED PIN FOR BONE PROFILER MILL
- 67 TISSUE PUNCH
- 68 COUNTERSINK DRILLS
- 68 MARKING DRILL
- 68 NARROW DRILLS
- 68 TREPHINE DRILLS
- 68 EXTENSION DRILL
- 68 BONE SCREW DRILL

ZYGOMATIC DRILLS

- 69 ZYGOMATIC STEP DRILLS
- 69 ZYGOMATIC BURRS
- 69 DEPTH PROBE

PTERYGOID IMPLANTS INSTRUMENTS

- 70 LONG DRILLS
- 70 OSTEOTOMES

IMPLANTS DRIVERS

- 71 RATCHET DRIVERS
- 71 RATCHET ONE PIECE DRIVERS
- 71 MOTOR MOUNT DRIVERS
- 71 ONE PIECE MOTOR MOUNT DRIVERS

PROSTHETIC DRIVERS

- 72 RATCHET DRIVERS
- 72 MANUAL DRIVERS
- 72 MOTOR MOUNT DRIVERS

MULTI-UNIT & VERI-CONNECT DRIVERS

- 73 MULTI-UNIT RATCHET DRIVERS
- 73 MULTI-UNIT MOTOR MOUNT DRIVERS
- 73 STAR HEX. RATCHET DRIVERS
- 73 STAR HEX. MANUAL DRIVERS
- 73 STAR HEX. MOTOR MOUNT DRIVERS

HAND INSTRUMENTS

- 74 HAND INSTRUMENTS
- 74 DEPTH PROBE
- 75 ANGULATED GUIDE PIN INTERNAL HEX
- 75 STRAIGHT GUIDE PIN
- 76 ANGULATED GUIDE PIN

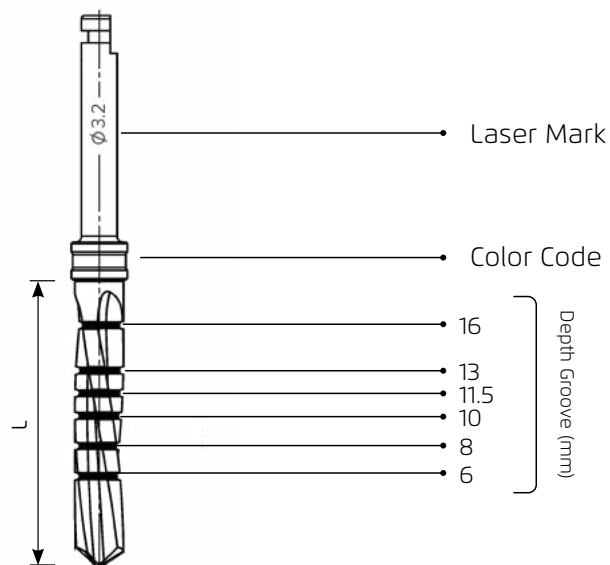
INSTRUMENTS | DRILLS & TOOLS INDEX

SURGICAL STAINLES STEEL










DRILLS COLOR CODE

Ø 2.0	
Ø 2.8	
Ø 3.2	
Ø 3.65	
Ø 4.2	
Ø 5.2	



INSTRUMENTS | DRILLS

STANDARD DRILLS

Ø D (mm)	L (mm)	REF. NO	
2.0	19	NMCD1220	
2.5		NMCD1225	
2.8		NMCD1228	
3.2		NMCD1232	
3.65		NMCD1236	
4.2		NMCD1242	
5.2		NMCD1252	

SHORT DRILLS







Ø D (mm)	L (mm)	REF. NO	
2.0	13	NM-D1420	
2.8		NM-D1428	
3.2		NM-D1432	
3.65		NM-D1436	
4.2		NM-D1442	
5.2		NM-D1452	

INSTRUMENTS | DRILLS







STEP DRILLS

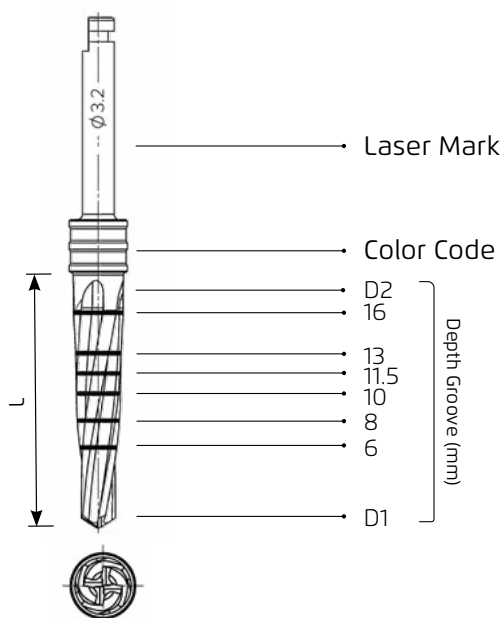
Ø D (mm)	L (mm)	Ref. No	
2.8-3.2	19	NMSD4032	
3.2-3.65		NMSD4036	
3.65-4.2		NMSD4042	
4.2-5.2		NMSD4052	

CONICAL DRILLS

Ø D1-D2 (mm)	L (mm)	Ref. No	
1.8-2.4	19	NMCD3018	
2.0-3.2		NMCD3020	
2.5-3.7		NMCD3025	
2.7-4.0		NMCD3027	
2.7-4.5		NMCD3028	
3.1-5.5		NMCD3031	





DRILLS COLOR CODE

Ø 1.8-2.4	
Ø 2.0-3.2	
Ø 2.5-3.7	
Ø 2.7-4.0	
Ø 2.7-4.5	
Ø 3.1-5.5	





INSTRUMENTS

BONE PROFILERS



BONE PROFILER MILL			
Ø D (mm)	Angle (°)	Ref. No	
4.0	90	NM-D3371	
5.0	30	NM-D3372	
6.5	45	NM-D3373	
GUIDED PIN FOR BONE PROFILER MILL			
Ø D (mm)		Ref. No	
2.4		NM-X3370	

TISSUE PUNCH


Ø D (mm)	Ref. No	
4.2	NM-D2642	
5.0	NM-D2650	

INSTRUMENTS | DRILLS

COUNTERSINK DRILLS

Ø D (mm)	Ref. No	
3.8-4.2	NMCD1034	
5.0-6.0	NMCD1056	




MARKING DRILL

Ø D (mm)	Ref. No	
1.9	NM-D3410	


NARROW DRILLS

Ø D (mm)	Ref. No	
1.2	NMCD2312	
1.5	NMCD2315	


TREPHINE DRILLS

Ø D (mm)	Ref. No	
3.0-4.0	NM-D2030	
4.0-5.0	NM-D2040	
5.0-6.0	NM-D2050	

EXTENSION DRILL

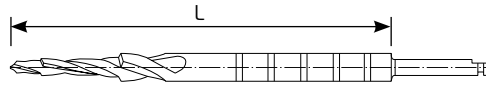
Ø D (mm)	Ref. No	
-	NM-D3412	

BONE SCREW DRILL

Ø D (mm)	L (mm)	Ref. No	
1.2	28	NM-D2408	
1.2	32	NM-D2412	

INSTRUMENTS | ZYGOMATIC INSTRUMENTS

ZYGOMATIC STEP DRILLS

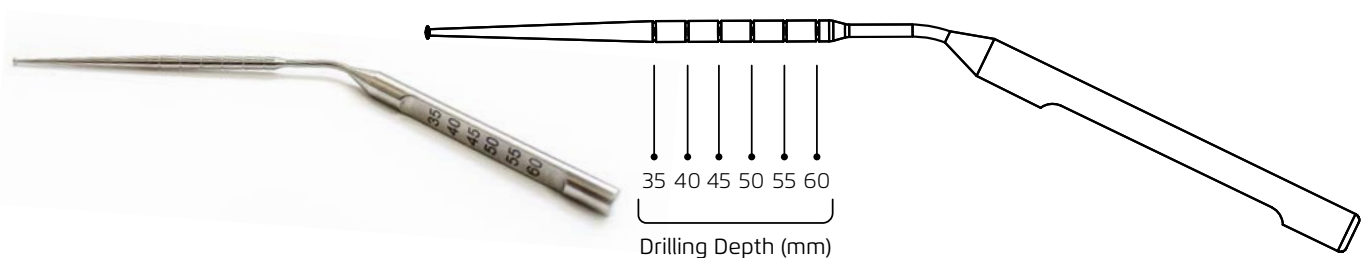


Ø D (mm)	L (mm)	Drill No.		Ref. No
2.0/2.5/3.0/4.2	40	1		NM-D7520
	50			NM-D7620
	60			NM-D7020
	80			NM-D7120
2.8/3.0/4.2	40	2		NM-D7528
	50			NM-D7628
	60			NM-D7028
	80			NM-D7128
2.8/3.2/4.2	40	3		NM-D7532
	50			NM-D7632
	60			NM-D7032
	80			NM-D7132

ZYGOMATIC BURRS FOR GROOVE PREPARATION

Ø D (mm)	L (mm)			Ref. No
4.2	30	Fine Grit		NM-D7201
		Medium Grit		NM-D7202
		Coarse Grit		NM-D7203
		Diamond Ball Burr		NM-D7501

DEPTH PROBE NM-X1028







** The devices are intended for indication/orientation only, the measurement is approximate (mm is approximate).

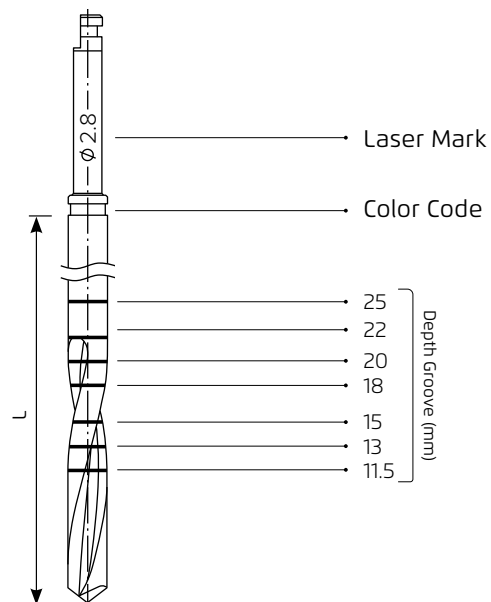
INSTRUMENTS | PTERYGOID INSTRUMENTS

LONG DRILLS



Ø D (mm)	L (mm)	Ref. No	
2.3	43	NM-D7423	
2.8	43	NM-D7428	
3.2	43	NM-D7432	
3.65	43	NM-D7436	

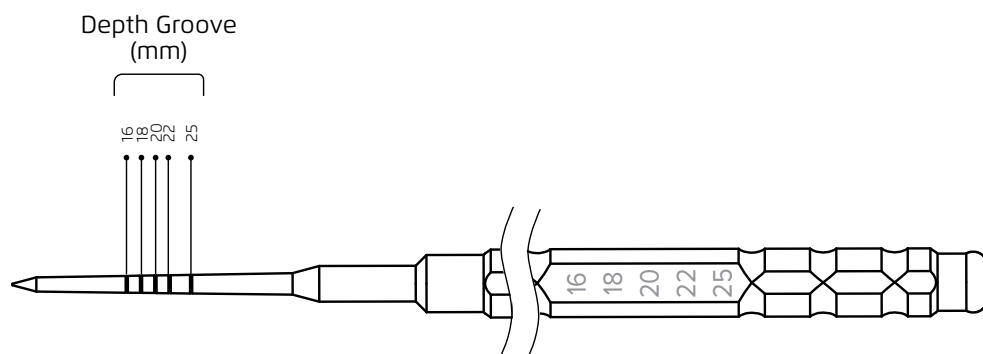
DRILLS COLOR CODE

- Ø 2.3 
- Ø 2.8 
- Ø 3.2 
- Ø 3.65 








OSTEOTOMES


Ø D (mm)	Ref. No	
2.0	NM-X3001	
3.0	NM-X3002	








INSTRUMENTS | IMPLANTS DRIVERS

RATCHET DRIVERS 2.42MM

L (mm)	Ref. No	
7	NMHX2607	
10	NMHX2610	
15	NMHX2615	
20	NMHX2620	
40	NMHX2640	



RATCHET ONE PIECE DRIVERS



L (mm)	 D (mm)	Ref. No	
10	1.7	NM-X2415	
6	2.15	NM-X1018	
10	2.15	NM-X1019	
20	2.15	NM-X1720	

MOTOR MOUNT DRIVERS 2.42mm

L (mm)	Ref. No	
20	NMHX1014	
28	NMHX1015	






ONE PIECE MOTOR MOUNT DRIVERS




L (mm)	 D (mm)	Ref. No	
20	1.7	NM-X1520	
20	2.15	NM-X1620	

INSTRUMENTS | PROSTHETIC DRIVERS




RATCHET DRIVERS 1.25mm

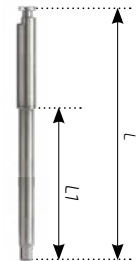
L (mm)	Ref. No	
7	NM-X1207	
10	NM-X1210	
15	NM-X1215	

MANUAL DRIVERS 1.25mm

L (mm)	Ref. No	
7	NM-X1006	
14	NM-X1007	
20	NM-X1011	

MOTOR MOUNT DRIVERS 1.25mm

L (mm)	L1 (mm)	Ref. No	
20	7	NM-X1008	
25	12	NM-X1009	
35	22	NM-X1010	





INSTRUMENTS | MULTI-UNIT & VARI-CONNECT DRIVERS




MULTI-UNIT RATCHET DRIVERS 2.0mm

L (mm)	Ref. No	
6	NM-X1016	
10	NM-X1017	




MULTI-UNIT MOTOR MOUNT DRIVERS 2.0mm

L (mm)	Ref. No	
20	NM-X1120	
25	NM-X1125	




STAR HEX. RATCHET DRIVERS 1.25mm

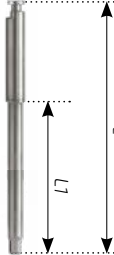
L (mm)	Ref. No	
7	NM-X7307	
10	NM-X7310	
15	NM-X7315	

STAR HEX. MANUAL DRIVERS 1.25mm

L (mm)	Ref. No	
7	NM-X7006	
14	NM-X7007	
20	NM-X7011	

STAR HEX. MOTOR MOUNT DRIVERS 1.25mm

L (mm)	L1 (mm)	Ref. No	
20	7	NM-X7008	
25	12	NM-X7009	
35	22	NM-X7010	

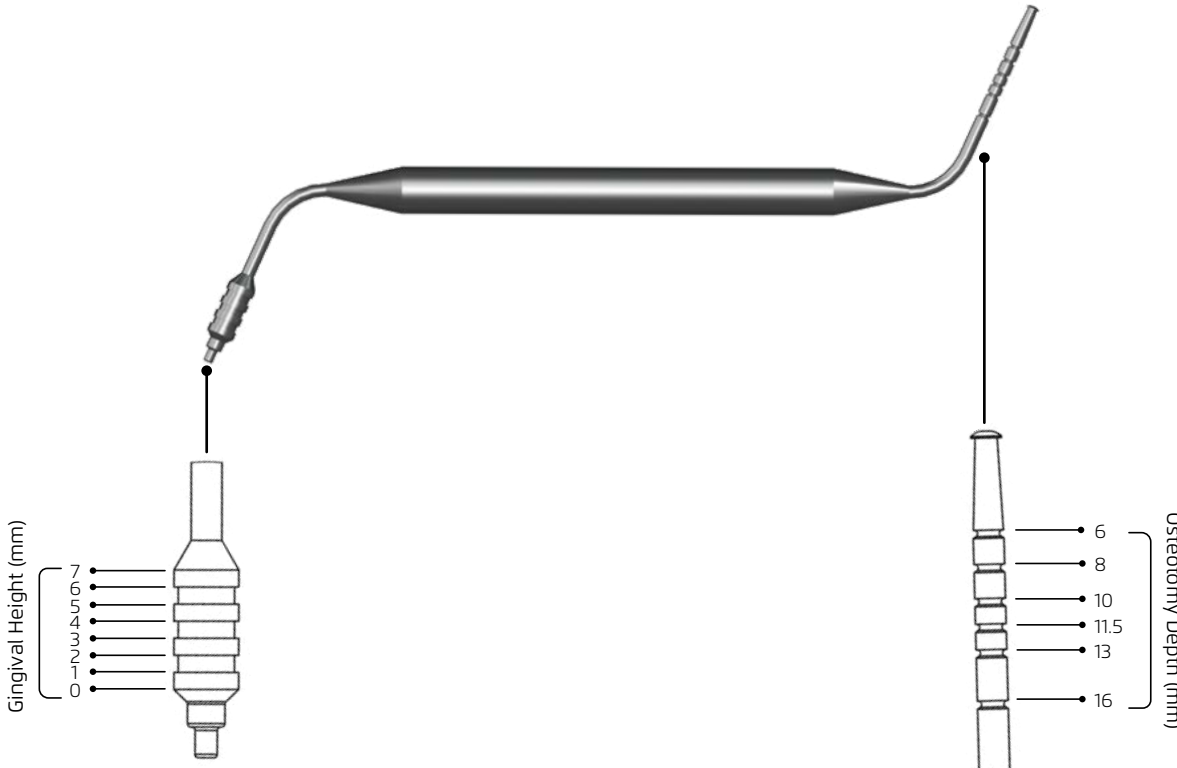


HAND INSTRUMENTS

HAND INSTRUMENTS

	Ref. No	
Ratchet	NM-X1020	
Torque Ratchet	NM-X1021	
Pro Ratchet Torque	NM-X1050	
Surgical Screw Driver	NM-X1023	
Contra-Angle Torque Control HandPiece Includes NM-X1009 & NM-X7009	NM-X1030	

DEPTH PROBE

Ref. No	
NM-X1025	 <p>The image shows a depth probe instrument with two diagrams illustrating its measurement scales. The left diagram shows the Gingival Height (mm) scale with markings at 0, 1, 2, 3, 4, 5, 6, and 7. The right diagram shows the Osteotomy Depth (mm) scale with markings at 6, 8, 10, 11.5, 13, and 16.</p>

* The devices are intended for indication/orientation only, the measurement is approximate (mm is approximate).



GUIDE PINS

ANGULATED GUIDE PIN FOR IMPLANTS INTERNAL HEX. 2.42mm

ANGLE	Ref. No	
17°	NM-X1402	
30°	NM-X1404	
45°	NM-X1405	
52°	NM-X1406	
60°	NM-X1407	









STRAIGHT GUIDE PIN FOR BONE DRILLED OSTEOTOMY Ø2.0mm

L (mm)	Ref. No	
10	NM-X1026	
16	NM-X1027	

INSTRUMENTS

ANGULATED GUIDE PIN Ø2.0mm

ANGLE	L (mm)	Ref. No	
17°	10	NM-X1302	
17°	16	NM-X1312	
30°	10	NM-X1304	
30°	16	NM-X1314	
45°	10	NM-X1305	
45°	16	NM-X1315	

SURGICAL SETS

Noris's Surgical Sets were organized for Efficiency and Simplicity



78	PREMIUM SURGICAL SET BOX	NMCX2111 / NMCX2112
79	MINI SURGICAL SET BOX	NMCX2210 / NMCX2211 / NMCX2213
80	ZYGOMATIC SURGICAL SET	NM-X2118
80	PTERYGOID SURGICAL SET	NM-X2250
81	PREMIUM ZYGOMATIC SURGICAL SET	NM-X2119
82	DRILLS SET WITH STOPPERS	NM-X2216 / NM-X2212
83	EZgoma® SURGICAL SET	NM-X2230

SETS | PREMIUM SURGICAL SET BOX

NMCX2111 / NMCX2112



SET NMCX2111 CONTAINS:

Drill, \varnothing 2.0mm	NMCD1220
Drill, \varnothing 2.8mm	NMCD1228
Drill, \varnothing 3.2mm	NMCD1232
Drill, \varnothing 3.65mm	NMCD1236
Drill, \varnothing 4.2mm	NMCD1242
Drill, \varnothing 5.2mm	NMCD1252

SET NMCX2112 (CONICAL DRILLS) CONTAINS:

Drill, \varnothing 1.5mm	NMCD2315
Drill, \varnothing 1.8-2.4mm	NMCD3018
Drill, \varnothing 2.0-3.2mm	NMCD3020
Drill, \varnothing 2.5-3.7mm	NMCD3025
Drill, \varnothing 2.7-4.5mm	NMCD3028
Drill, \varnothing 3.1-5.5mm	NMCD3031

BOTH SETS CONTAIN:

Countersink, \varnothing 3.8-4.2mm	NMCD1034	Motor Mount \varnothing 1.25, L 20mm	NM-X1008
Countersink, \varnothing 5.0-6.0mm	NMCD1056	Motor Mount \varnothing 2.42, L 20mm	NMHX1014
Marking Drill	NM-D3410	Motor Mount \varnothing 2.42, L 28mm	NMHX1015
Drill Extension	NM-D3412	Torque Ratchet	NM-X1021
Driver \varnothing 1.25mm, L 7mm	NM-X1207	Guide Pin, L 10mm - 2 Pcs.	NM-X1026
Driver \varnothing 1.25mm, L 15mm	NM-X1215	Guide Pin, L 16mm - 2 Pcs.	NM-X1027
Driver \varnothing 2.42mm, L 7mm	NMHX2607	Depth Probe	NM-X1025
Driver \varnothing 2.42mm, L 15mm	NMHX2615	Hand Driver \varnothing 1.25, L 14mm	NM-X1007

SETS | MINI SURGICAL SET BOX

NMCX2210 / NMCX2211 / NMCX2213



SETS NMCX2210 (TORQUE RATCHET) / NMCX2211 CONTAIN:

Drill, \varnothing 2.0mm	NMCD1220
Drill, \varnothing 2.8mm	NMCD1228
Drill, \varnothing 3.2mm	NMCD1232
Drill, \varnothing 3.65mm	NMCD1236
Drill, \varnothing 4.2mm	NMCD1242
Torque Ratchet (Set NMCX2210)	NM-X1021
Ratchet (Set NMCX2211)	NM-X1020

SET NMCX2213 (CONICAL DRILLS) CONTAINS:

Conical Drill, \varnothing 1.8-2.4mm	NMCD3018
Conical Drill, \varnothing 2.0-3.2mm	NMCD3020
Conical Drill, \varnothing 2.5-3.7mm	NMCD3025
Conical Drill, \varnothing 2.7-4.5mm	NMCD3028
Conical Drill, \varnothing 3.1-5.5mm	NMCD3031
Torque Ratchet	NM-X1021

THREE SETS CONTAIN:

Drill, Countersink, \varnothing 3.8-4.2mm	NMCD1034
Marking Drill	NM-D3410
Guide Pin, L 10mm	NM-X1026
Guide Pin, L 16mm	NM-X1027

Driver \varnothing 1.25mm, L 15mm	NM-X1215
Driver \varnothing 2.42mm, L 15mm	NMHX2615
Motor Mount \varnothing 1.25, L 22mm	NM-X1008
Motor Mount \varnothing 2.42, L 28mm	NMHX1015

SETS | ZYGOMATIC / PTERYGOID SURGICAL SET

NM-X2118

NM-X2250



ZYGOMATIC SURGICAL SET NM-X2118 CONTAINS:

Step Drill for Zygoma {1} $\varnothing 2.0/\varnothing 2.5/\varnothing 3.0$, L60mm	NM-D7020
Step Drill for Zygoma {2} $\varnothing 2.8/\varnothing 3.0$, L60mm	NM-D7028
Step Drill for Zygoma {3} $\varnothing 2.8/\varnothing 3.2$, L60mm	NM-D7032
Step Drill for Zygoma {1} $\varnothing 2.0/\varnothing 2.5/\varnothing 3.0$, L80mm	NM-D7120
Step Drill for Zygoma {2} $\varnothing 2.8/\varnothing 3.0$, L80mm	NM-D7128
Step Drill for Zygoma {3} $\varnothing 2.8/\varnothing 3.2$, L80mm	NM-D7132
Diamond Burr, $\varnothing 4.2$ mm, L30mm, Fine	NM-D7201
Diamond Burr, $\varnothing 4.2$ mm, L30mm, Medium	NM-D7202
Diamond Burr, $\varnothing 4.2$ mm, L30mm, Coarse	NM-D7203
Depth Probe 35mm to 60mm	NM-X1028
Driver Hex 2.4mm, L20mm	NMHX2620
Driver Hex 1.25mm, L10mm	NM-X1210
Hand driver Star-Hex1.25, L14mm	NM-X7007

SURGICAL SET FOR PTERYGOID NM-X2250 CONTAINS:

Drill, $\varnothing 2.0$, L25mm, DLC, SS.	NMCD2320
Conical Drill, $\varnothing 2.0-\varnothing 3.2$ mm, L25mm, DLC, SS.	NMCD4032
Drill, $\varnothing 3.2$ mm, Length 43.0mm, SS.	NM-D7432
Osteotom 2.0 mm, SS	NM-X3001
Osteotom 3.0 mm, SS	NM-X3002
Driver Hex 2.42mm, L15.0mm, Self Holding, SS	NMHX2615
Driver Hex 2.42mm, L40.0mm, Self Holding, SS	NMHX2640
Motor Mount Hex 2.42, L28.0mm, Self Holding, SS.	NMHX1015
Driver Hex 1.25mm, Length 15.0mm, SS.	NM-X1215
Hand driver Star-Hex 1.25, Length 20.0mm, SS.	NM-X7011
Motor Mount Hex 1.25, Length 35.0mm, SS.	NM-X1010
Drill Extension, SS.	NM-D3412
Torque ratchet	NM-X1021
Surgical screw driver long	NM-X1023

SETS | PREMIUM ZYGOMATIC SURGICAL SET

NM-X2119



SURGICAL SET FOR ZYGOMA PREMIUM NM-X2119 CONTAINS:

Step Drill for Zygoma {1} ø2.0/ø2.5/ø3.0, L40mm	NM-D7520	Diamond Burr, ø4.2mm, L30mm, Medium, Black	NM-D7202
Step Drill for Zygoma {2} ø2.8/ø3.0, L40mm	NM-D7528	Diamond Burr ø4.2mm, L30mm, Coarse, Blue	NM-D7203
Step Drill for Zygoma {3} ø2.8/ø3.2, L40mm	NM-D7532	Motor Mount Hex 2.42, L20mm	NMHX1014
Step Drill for Zygoma {1} ø2.0/ø2.5/ø3.0, L50mm	NM-D7620	Motor Mount Hex 2.42, L28mm	NMHX1015
Step Drill for Zygoma {2} ø2.8/ø3.0, L50	NM-D7628	Depth Probe 35mm to 60mm	NM-X1028
Step Drill for Zygoma {3} ø2.8/ø3.2 L50mm	NM-D7632	Driver Hex 1.25mm, L15mm	NM-X1215
Step Drill for Zygoma {1} ø2.0/ø2.5/ø3.0, L60mm	NM-D7020	Hand driver Star-Hex 1.25, L14mm	NM-X7007
Step Drill for Zygoma {2} ø2.8/ø3.0, L60mm	NM-D7028	Motor Mount, Star-Hex 1.25mm, L25mm	NM-X7009
Step Drill for Zygoma {3} ø2.8/ø3.2, L60mm	NM-D7032	Driver Star Hex 1.25mm, L15mm	NM-X7315
Step Drill for Zygoma {1} ø2.0/ø2.5/ø3.0, L80mm	NM-D7120	Driver Hex 2.4mm, L10mm, Self Holding	NMHX2610
Step Drill for Zygoma {2} ø2.8/ø3.0, L80mm	NM-D7128	Driver Hex 2.4mm, L20mm, Self Holding	NMHX2620
Step Drill for Zygoma {3} ø2.8/ø3.2, L80mm	NM-D7132	Ratchet	NM-X1020
Marking-Drill	NM-D3410	Surgical screw driver long	NM-X1023
Diamond Ball Burr ø4.2mm, L30mm	NM-D7501		

SETS | DRILLS SET WITH STOPPERS

NM-X2216 | NM-X2212



15 DRILLS SET SET NM-X2216 CONTAINS:

DRILLS DIAMETERS:
Ø2.0mm, Ø2.8mm, Ø3.2mm

EACH DRILL DIAMETER HAS THE FOLLOWING LS:
6mm, 8mm, 10mm, 11.5mm, 13mm

35 DRILLS SET SET NM-X2212 CONTAINS:

DRILLS DIAMETERS:
Ø2.0mm, Ø2.5mm, Ø2.8mm, Ø3.2mm, Ø3.65mm,
Ø4.2mm, Ø5.2mm

EACH DRILL DIAMETER HAS THE FOLLOWING LS:
6mm, 8mm, 10mm, 11.5mm, 13mm

DRILLS CATALOG NO.:

L (mm)	Ø D (mm)							
	2.0	2.5	2.8	3.2	3.65	4.2	5.2	
6	NM-D6006	NM-D6106	NM-D6206	NM-D6306	NM-D6406	NM-D6506	NM-D6606	
8	NM-D6008	NM-D6108	NM-D6208	NM-D6308	NM-D6408	NM-D6508	NM-D6608	
10	NM-D6010	NM-D6110	NM-D6210	NM-D6310	NM-D6410	NM-D6510	NM-D6610	
11.5	NM-D6011	NM-D6111	NM-D6211	NM-D6311	NM-D6411	NM-D6511	NM-D6611	
13	NM-D6013	NM-D6113	NM-D6213	NM-D6313	NM-D6413	NM-D6513	NM-D6613	

SETS | EZgoma® SURGICAL SET

NM-X2230



SURGICAL SET FOR EZgoma® NM-X2230 CONTAINS:

Bone Screw Drill, ϕ 1.2, L28mm, Depth 8mm, SS	NM-D2408	Driver Hex 2.4mm, L20.0mm, SS	NMHX2620
Bone Screw Drill, ϕ 1.2, L28.0mm, Depth 8mm SS	NM-D2412	Positioning pin for Driver, SS	NM-X2701
Stop Drill, ϕ 4.2, L15.0mm, SS	NM-D2515	Extraction pin, SS	NM-X2702
Drill-Extension-SS	NM-D3412	Driver Hex 2.4mm, Dia 4.2mm, L10mm, SS	NM-X2710
Zygoma Drill-C2, L60mm, ϕ 3.0, Step 20mm, SS	NM-D7002	Driver Hex 2.4mm, Dia 4.2mm, L15mm, SS	NM-X2715
Diamond Burr, ϕ 4.2mm, L30mm, Coarse, Drill Tip	NM-D7211	Driver Hex 2.4mm, Dia 4.2mm, L20mm, SS	NM-X2720
Diamond Burr, ϕ 4.2mm, L40mm, Coarse, Drill Tip	NM-D7212	Motor Mount, Star-Hex 1.25mm, L25.0mm, SS	NM-X7009
Diamond Burr, ϕ 5.2mm, L10mm	NM-D7221	Motor Mount Hex 2.42, L28.0mm, Self Holding, SS	NMHX1015
Diamond Burr, ϕ 5.2mm, L15mm	NM-D7222	Drill Stopper, ID ϕ 4.2, IL10.0mm, SS	NMSD2510
Diamond Burr, ϕ 5.2mm, L20mm	NM-D7223	Drill Stopper, ID ϕ 2.8, IL18.0mm, SS	NMSD7318
Stopper Drill, ϕ 2.8, Std, L40.0mm, SS	NM-D7328	Drill Stopper, ID ϕ 2.8, IL20.0mm, SS	NMSD7320
Diamond Ball Burr, ϕ 4.2mm, L30mm	NM-D7501	Drill Stopper, ID ϕ 2.8, IL22.0mm, SS	NMSD7322
Zygoma Drill-C1, L40mm, ϕ 4.2, SS	NM-D7542	Drill Stopper, ID ϕ 2.8, IL25.0mm, SS	NMSD7325
Zygoma Drill-C2, L50mm, ϕ 3.0, Step 20mm, SS	NM-D7602	Diamond Burr, ϕ 5.2mm, Dia 3mm, Adapter	NMXD7220
Zygoma Drill-C1, L50mm, ϕ 4.2, SS	NM-D7642	Spoon ID 2.8, OD5.0, L12.0, No Shoulder, SS	NM-X7228
Zygoma Drill-C2, L40mm, ϕ 3.0, Step 10mm, SS	NM-D7701	Drilling Spoon ID 3.0mm, OD 4.2mm, L6.0mm, No Shoulder, SS	NM-X7230
Zygoma Drill-C2, L40mm, ϕ 3.0, Step 20mm, SS	NM-D7702	Bone Screw ϕ 1.6 L8.0mm, Ti.	NMBS1608
Bone Screwdriver	NM-X1040	Bone Screw ϕ 1.6 L10.0mm, Ti.	NMBS1610
Mount, Bone Screwdriver, Star-Hex 1.25, L50, SS	NM-X1041	Bone Screw ϕ 1.6 L12.0mm, Ti.	NMBS1612
		Bone Screw ϕ 1.8 L8.0mm, Ti.	NMBS1808
		Bone Screw ϕ 1.8 L10.0mm, Ti.	NMBS1810
		Bone Screw ϕ 1.8 L12.0mm, Ti.	NMBS1812

SETS | EZGUIDE™ GUIDED SURGERY SET

NM-X2240 - ALL TOOLS

NM-X2242 - CLASSIC

NM-X2243 - CLASSIC + LONG

NM-X2244 - CLASSIC + PTERYGOID



GUIDED SURGERY SET FOR EZGUIDE™ CONTAINS:

CLASSIC

Tissue Punch, \varnothing 4.4, L10, SS.	NM-D2644
Tissue Punch, \varnothing 5.0, L10, SS.	NM-D2650
Bone Mill, \varnothing 5.0, L10, SS.	NM-D3350
Bone Mill, \varnothing 4.0, L10, SS.	NM-D3351
EZguide Drill, \varnothing 2.0/ \varnothing 1.6, L16.0mm, SS.	NMAD1615
EZguide Stop Drill, \varnothing 2.0, L19.0mm, SS.	NMAD1920
EZguide Stop Drill, \varnothing 2.0, L16.0mm, SS.	NMBD1620
EZguide Stop Drill, \varnothing 2.0, L18.0mm, SS.	NMBD1820
EZguide Stop Drill, \varnothing 2.0, L20.0mm, SS.	NMBD2020
EZguide Stop Drill, \varnothing 2.0, L21.5mm, SS.	NMBD2120
EZguide Stop Drill, \varnothing 2.0, L23.0mm, SS.	NMBD2320
EZguide Stop Drill, \varnothing 2.0, L26.0mm, SS.	NMBD2620
EZguide Stop Drill, \varnothing 2.8, L16.0mm, SS.	NMBD1628
EZguide Stop Drill, \varnothing 2.8, L18.0mm, SS.	NMBD1828
EZguide Stop Drill, \varnothing 2.8, L20.0mm, SS.	NMBD2028
EZguide Stop Drill, \varnothing 2.8, L21.5mm, SS.	NMBD2128
EZguide Stop Drill, \varnothing 2.8, L23.0mm, SS.	NMBD2328
EZguide Stop Drill, \varnothing 2.8, L26.0mm, SS.	NMBD2628
EZguide Stop Drill, \varnothing 3.2/ \varnothing 2.8, L16.0mm, SS.	NMBD1632
EZguide Stop Drill, \varnothing 3.2/ \varnothing 2.8, L18.0mm, SS.	NMBD1832
EZguide Stop Drill, \varnothing 3.2/ \varnothing 2.8, L20mm, SS.	NMBD2032
EZguide Stop Drill, \varnothing 3.2/ \varnothing 2.8, L21.5mm, SS.	NMBD2132
EZguide Stop Drill, \varnothing 3.2/ \varnothing 2.8, L23.0mm, SS.	NMBD2332
EZguide Stop Drill, \varnothing 3.2/ \varnothing 2.8, L26.0mm, SS.	NMBD2632
EZguide Stop Drill, \varnothing 3.65/ \varnothing 3.2, L16.0mm, SS.	NMBD1636
EZguide Stop Drill, \varnothing 3.65/ \varnothing 3.2, L18.0mm, SS.	NMBD1836
EZguide Stop Drill, \varnothing 3.65/ \varnothing 3.2, L20mm, SS.	NMBD2036
EZguide Stop Drill, \varnothing 3.65/ \varnothing 3.2, L21.5mm, SS.	NMBD2136
EZguide Stop Drill, \varnothing 3.65/ \varnothing 3.2, L23.0mm, SS.	NMBD2336
EZguide Stop Drill, \varnothing 3.65/ \varnothing 3.2, L26.0mm, SS.	NMBD2636
EZguide Stop Drill, \varnothing 4.2/ \varnothing 3.65, L16.0mm, SS.	NMBD1642
EZguide Stop Drill, \varnothing 4.2/ \varnothing 3.65, L18.0mm, SS.	NMBD1842

EZguide Stop Drill, \varnothing 4.2/ \varnothing 3.65, L20mm, SS.	NMBD2042
EZguide Stop Drill, \varnothing 4.2/ \varnothing 3.65, L21.5mm, SS.	NMBD2142
EZguide Stop Drill, \varnothing 4.2/ \varnothing 3.65, L23.0mm, SS.	NMBD2342
EZguide Stop Drill, \varnothing 4.2/ \varnothing 3.65, L26.0mm, SS.	NMBD2642
EZguide Stop Drill, \varnothing 4.8/ \varnothing 4.0, L16.0mm, SS.	NMBD1648
EZguide, Driver 2.42, \varnothing 5.0, L10, Long, SS.	NM-X2851
EZguide, Driver 2.42, \varnothing 5.0, L10, Short, SS.	NM-X2850
EZguide, Driver Extraction Screw, L27.5mm, Ti.	NM-X2802
EZguide, Driver Extraction Screw, L22mm, Ti.	NM-X2801
EZguide, Mono Driver, \varnothing 5.0, L10, SS.	NM-X2852
Motor Mount, Hex 4.7, EZguide Drivers, SS.	NM-X1013
Driver Extender, EZguide Drivers, Hex 4.7, SS.	NM-X1113
Driver Hex 1.25mm, L15.0mm, SS.	NM-X1215
EZguide Fixation Pin, \varnothing 1.9, L20, SS.	NM-X2902
EZguide Oclusal Fixation Screw, D5.0, L10, SS.	NM-X2910

LONG - Optional Drills for 18mm Implants

Torque Ratchet	NM-X1021
EZguide Stop Drill, \varnothing 2.0, L28.0mm, SS.	NMBD2820
EZguide Stop Drill, \varnothing 2.8, L28.0mm, SS.	NMBD2828
EZguide Stop Drill, \varnothing 3.2/ \varnothing 2.8, L28.0mm, SS.	NMBD2832
EZguide Stop Drill, \varnothing 3.65/ \varnothing 3.2, L28.0mm, SS.	NMBD2836

PTERYGOID - Optional Pterygoid Implants Instruments

Spoon ID \varnothing 2.8, OD \varnothing 5.0, L12.0, SS.	NM-X7228
Tissue Punch, \varnothing 4.4, L15, SS.	NM-D2642
Bone Mill, \varnothing 4.2, L15, SS.	NM-D3352
Stopper Drill, \varnothing 2.8, Std, L40.0mm, SS.	NM-D7328
Drill Stopper ,ID \varnothing 2.8, IL18.0mm, SS.	NMSD7318
Drill Stopper ,ID \varnothing 2.8, IL20.0mm, SS.	NMSD7320
Drill Stopper ,ID \varnothing 2.8, IL22.0mm, SS.	NMSD7322
Drill Stopper ,ID \varnothing 2.8, IL25.0mm, SS.	NMSD7325
EZguide, Driver 2.42, \varnothing 5.0, L15, Pterygoid, SS.	NM-X2841
EZguide, Driver Extraction Screw, L32.5mm, Ti.	NM-X2803

DIGITAL SOLUTIONS

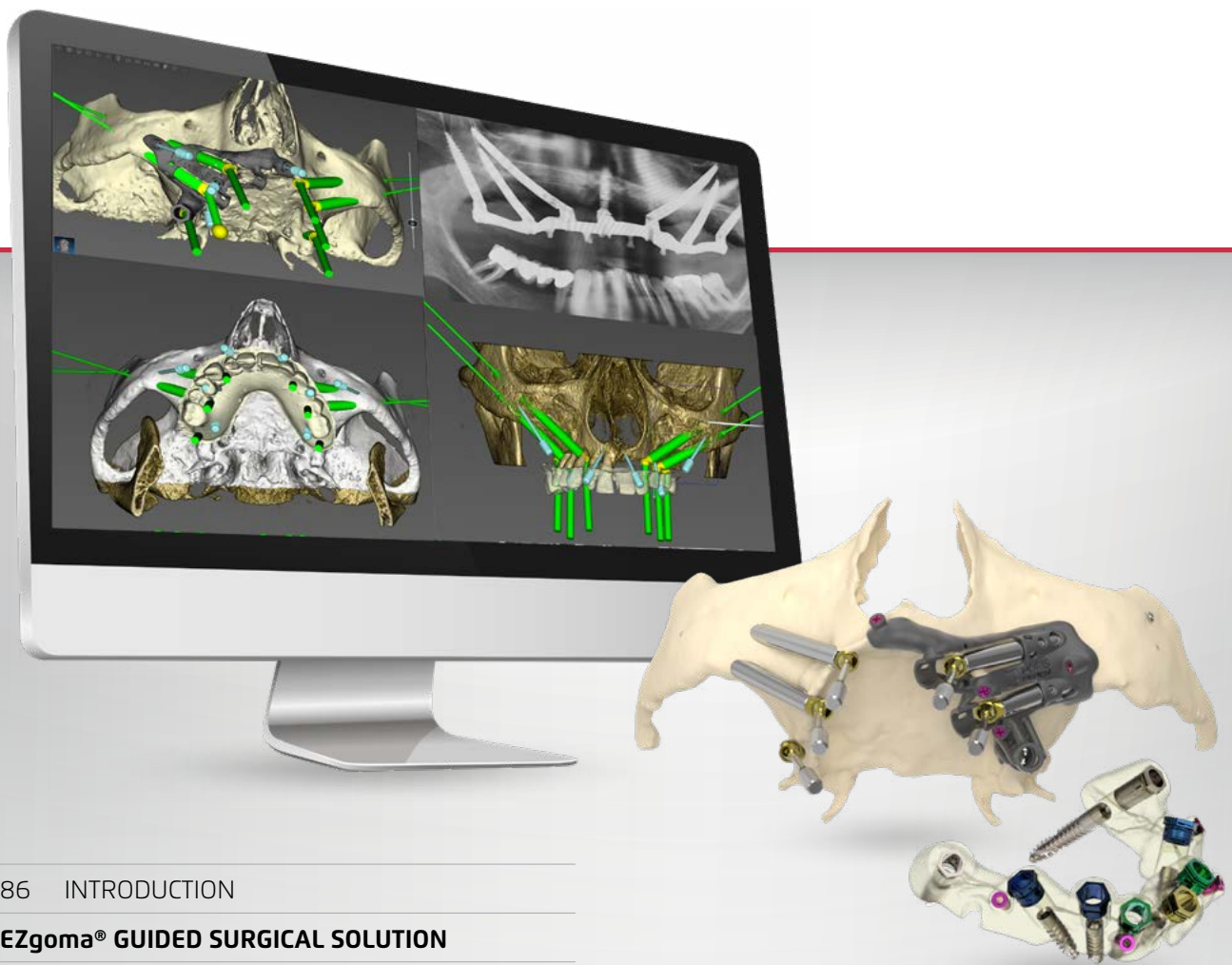
Noris Digital provides complete workflow for your surgical guides so you can get the easiest solution to a beautiful smile.

Noris offers flexible and customized service that helps grow and develop your practice.

The digital solution provides more efficiency by reducing chair-time with immediate treatment surgical protocol.

The digital workflow will increase your confidence in implant placement with more predictable results using advanced premium dental instrumentation combined with guided surgery.

SIMPLY MAKE IT EASIER FOR YOU!



86 INTRODUCTION

EZgoma® GUIDED SURGICAL SOLUTION

89 OVERVIEW

89 CHALLENGES ADDRESSED

90 SURGICAL GUIDE CONSTRUCTION PROCESS

90 BENEFITS

EZguide™ GUIDED SURGICAL SOLUTION

92 OVERVIEW

92 CHALLENGES ADDRESSED

93 BENEFITS

NORIS DIGITAL SOLUTIONS FOR LABS AND DENTISTS

WE CAN MAKE IT EASY!

Noris Digital provides complete workflow for your surgical guides so you can get the easiest solution to a beautiful smile.

Noris offers flexible and customized service that helps grow and develop your practice.

The digital solution provides more **Efficiency** by reducing chair-time with immediate treatment surgical protocol.

The digital workflow will increase your **Confidence** in implant placement with more **Predictable** results using advanced premium dental instrumentation combined with Guided Surgery.

Simply make it easier for you!



SCANNING

Dentist sends Noris Digital the DICOM files



PLANNING

Noris Digital provides consultation + treatment planning ABD



DESIGNING

Noris Digital designs the EZguide™ or EZgoma®
(Ti-premium OR Plastic-standard)



PRINTING

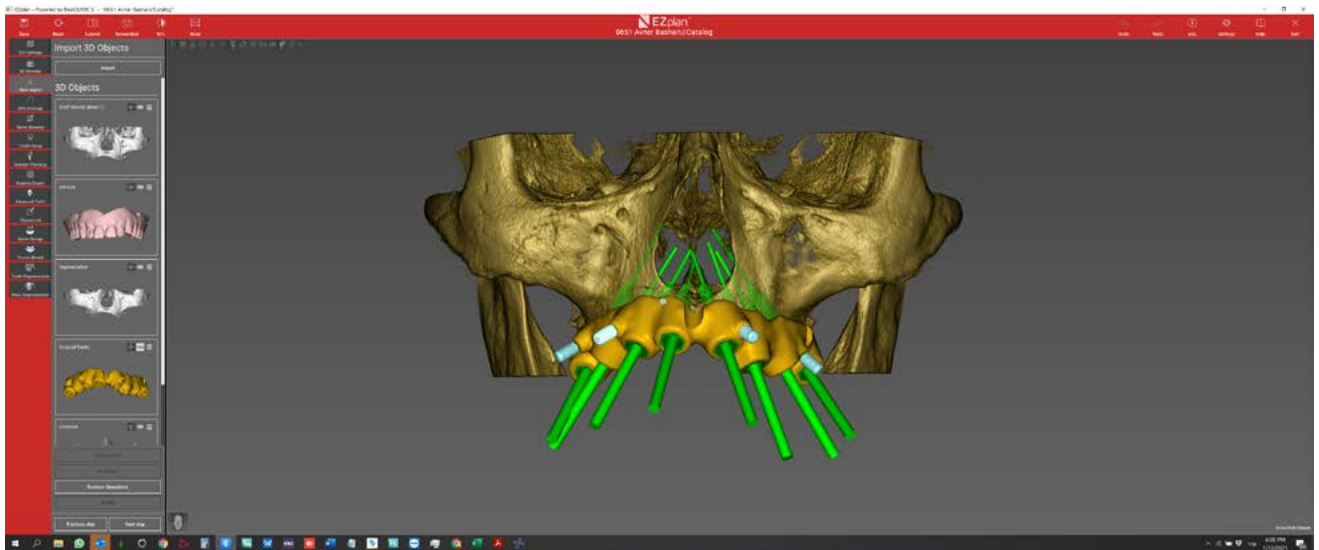
Noris Digital manufactures EZguide™ or EZgoma® and ships it in an EZbox



SURGICAL & PROSTHETICS CUSTOMIZED SOLUTIONS

To complete the easy solution, the advanced EZguide™ and EZgoma® Surgical Sets are available for your case

EASY PLANNING WITH EZplan



EZplan

SOFTWARE FOR IMPLANT POSITIONING AND SURGICAL GUIDES DESIGN.

Dentist uses EZplan OR 3rd party software for planning
(i.e. 3Shape, Exoplan, Simplant, etc.)

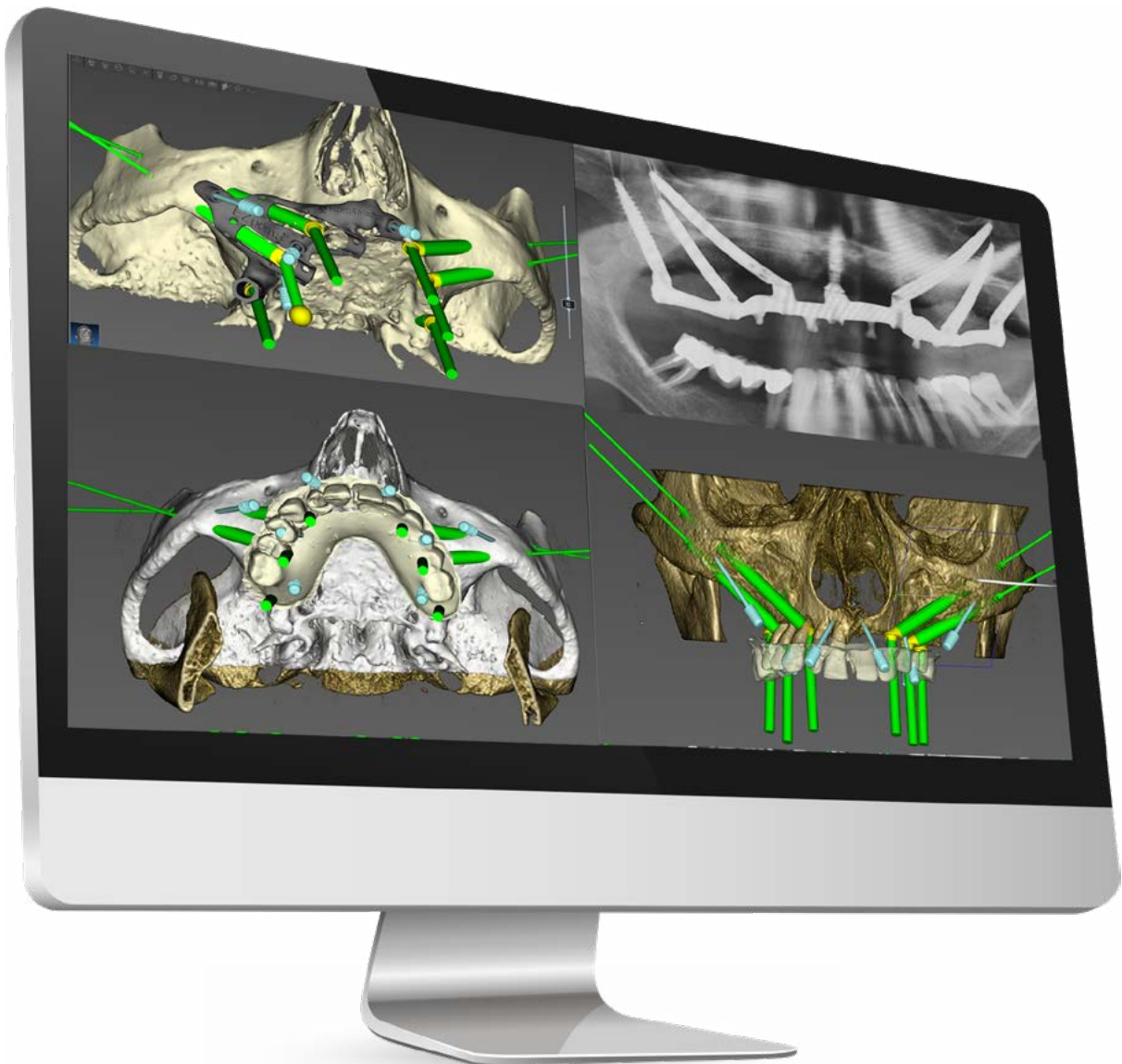
Type of guides supported in the software:

- TEETH SUPPORTED**
- SOFT TISSUE SUPPORTED**
- BONE SUPPORTED**

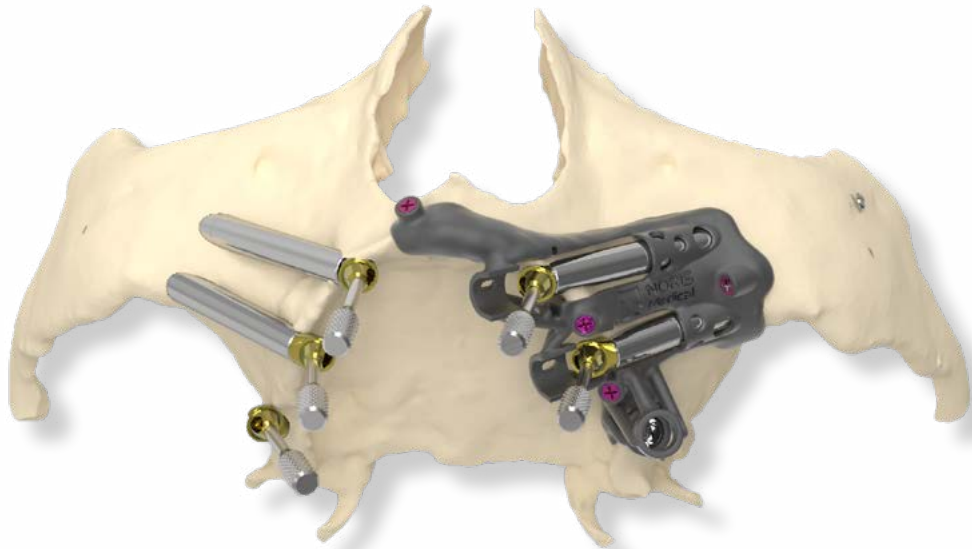
EZgoma®

THE FUTURE IS EASY

*Guided Surgery for Zygomatic
and Pterygoid Implants*



Let Noris Make the guide,
so you can Go and execute the surgical work flow
and have an "easy" case.....EZgoma®



OVERVIEW

EZgoma® is a pioneering patented guided surgery system, developed by Noris Medical to assist in complex zygomatic and pterygoid implant procedures.

For the first time, dental surgeons can plan the zygomatic and pterygoid implant procedure ahead of time and execute it precisely guided, based on the patient's CT scan, instead of conducting it in a blind free-hand style.

Using proprietary 3D software and the patient's CAT scan, we create a surgical guide made of Titanium, that fits Suitably onto the patient's Maxilla. Supported by the designated EZgoma® Surgical Set, the drilling process achieves the most precise procedure and results available to clinicians today.

CHALLENGES ADDRESSED

Zygomatic and pterygoid implant surgeries are among the most complicated in the dental field and are normally conducted only by experienced and specialized dental surgeons.

Intended to address cases of severe bone loss and low bone quality, these implants bring a quality of life to patients who could never enjoy them before.

Nevertheless, these are challenging procedures that require placing long implants in the deeper areas of the skull, such as the cheekbones, in order to anchor and maintain the implant. It is therefore paramount that the surgeon conducts a procedure that is highly precise in order to ensure optimal results and to avoid complications such as nerve damage or puncturing of the eye.

THE EZgoma® SURGICAL GUIDE CONSTRUCTION PROCESS

- The clinician obtains a CT scan of the patient's Maxilla according to preset protocols provided by Noris Medical, in order to generate a correct scan at the right field of view and resolution. The DICOM is then transferred to Noris Medical.
- The Noris Digital team, in cooperation with the referring clinician, evaluates the scan and analyzes the patient's condition. Utilizing the EZplan 3D software, the implants are planned according to the patient's anatomical attributes such as bone structure and density, location of nerve canals and position of future teeth reconstruction for optimal prosthetic outcome.
- In a case of an existing denture, it is scanned separately and imported in to the EZplan software to plan the placement of implants in reference to the actual denture teeth and their position in the mouth, ensuring a perfect fit.
- Once the plan is approved by the clinician, Noris fabricates a sturdy yet super thin Titanium-made EZgoma® guide. The guide itself contains grooves and marks for guiding the drill to the precise location, angle, and depth.
- After exposing the bone, the clinician positions the EZgoma® guide within the patient's Maxilla and secures it using special screws. During the procedure, the clinician is able to precisely drill the osteotomy to the preplanned location, angle, and depth. Following implants placement the Multi-Unit abutments are secured to the designated position prior to the removal of the guide. Once done, all that is left to do is suture the soft tissue and immediately load the adjusted/prefabricated denture.

BENEFITS

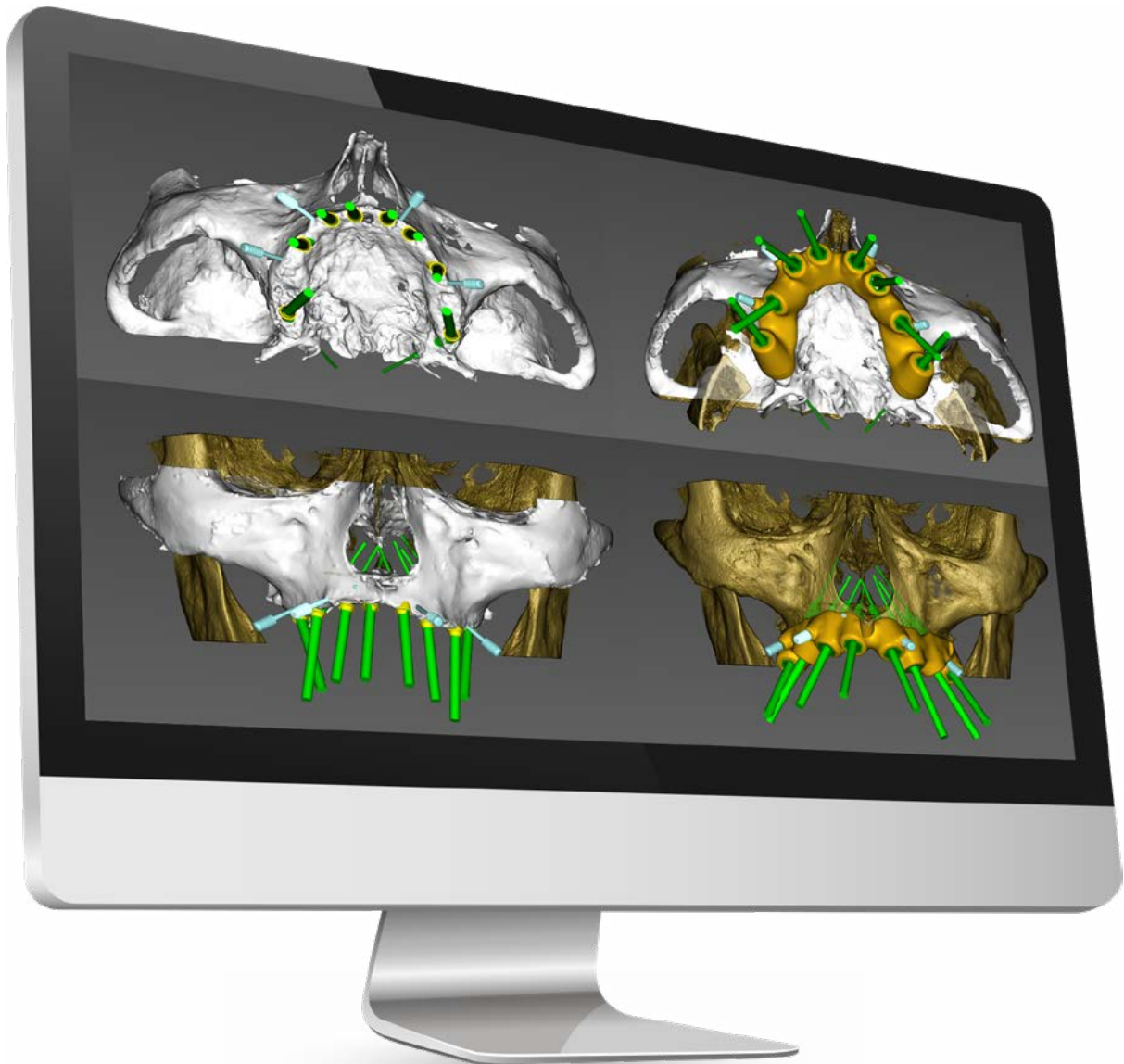
- Innovative first of its kind solution
- Plan ahead of time for optimal results
- Unparalleled precision
- Increased safety and minimized surprises
- An easier procedure for both the patient and the surgeon
- A shorter operation/process.
- Increased confidence for both the clinician and patient
- Immediate Loading of prefabricated temporary bridge, due to expected precision.



For EZgoma® Surgical Set
Please look at the page N° 83

EZguide™

Surgery Guide





OVERVIEW

EZguide™ is an easy yet innovative approach to guided surgery.

Noris Medical developed this system to assist in “day to day” placement of “ routine” and pterygoid implant procedures. A simple to use surgical set allows the predictability of immediate loading with the efficiency of a short and error-proof workflow.

The EZguide™ surgical set allows the full capabilities of all guide types: From pilot drilling to fully guided implant loading, for bone, tissue, or teeth supported guides.

The EZguide™ surgical set is suitable for tapered or cylindrical implants and is the only guided surgical set to include the ability to place pterygoid implants - Fully guided in the same set.

Supported by top-notch implant planning and surgical guide software, the EZplan™ software permits modular capabilities for seamless communication between the clinician and the laboratory for implants placement and design for surgical guides. The EZplan™ is used for all of Noris Medical’s Internal Hex implants and can be used in-house or outsourced by the Noris Digital Team.

CHALLENGES ADDRESSED

With the broad portfolio of implants Noris Medical offers, it is crucial to have one guided surgical instrumentation set that is able to support it all.

The guided surgical set will control the location, orientation, and the final position of the implant. Maximum precision and accuracy is paramount in order to fabricate and deliver a prosthesis immediately on the day of surgery.

It is optimal to achieve the above with the shortest, most efficient workflow and minimal error. A synergy of software instruments is needed to eliminate human error prior to and during surgery as well as have the ability to design the precise prosthetics for immediate load. All using a digital workflow.

Simple drilling protocol is a challenging mission to achieve, especially when it comes to pterygoids and very long implants for tilted implants approach. The EZguide™ guided surgical set, offers simple and spoon-less drills and step-drills, enables the shortest drilling steps to achieve a Suitable tapered osteotomy from 6mm to 18mm implant length, and from 3.3mm to 5mm implant diameter.

In order to reduce human errors to a minimum, it is essential to keep the clinician's attention at the surgical site throughout the entire procedure. The printed drilling protocol on the EZguide™ guided surgical set tray, along with color-coded sleeves inside the guide, enables the dentist an efficient and Machined operation, obviating the need to jump back and forth from the printed protocol to the surgical site.

BENEFITS

- Universal guided surgical set for Internal Hex implants
- The first and only fully guided set to include pterygoid solution
- Unparalleled precision for 6-18mm implants
- Increased safety and minimized human errors due to color coding
- An easier procedure for both for the patient and the surgeon
- Increased confidence for both the clinician and patient
- Immediate Loading of prefabricated temporary bridge, due to expected precision and implant's depth/orientation control mounted through the guide

PRODUCTS LIST

NM-A		
NM-A2401	Ang Anat Abut, 15°, H9.5, SH1.0, Ti	44
NM-A2402	Ang Anat Abut, 15°, H10.5, SH2.0, Ti	44
NM-A2403	Ang Anat Abut, 15°, H11.5, SH3.0, Ti	44
NM-A2404	Ang Anat Abut, 15°, H12.5, SH4.0, Ti	44
NM-A2601	Ang Anat Abut, 25°, H9.5, SH1.0, Ti	44
NM-A2602	Ang Anat Abut, 25°, H10.5, SH2.0, Ti	44
NM-A2603	Ang Anat Abut, 25°, H11.5, SH3.0, Ti	44
NM-A2604	Ang Anat Abut, 25°, H12.5, SH4.0, Ti	44
NM-A2809	Ang Abut, NT, 15°, H9.0, Ti	44
NM-A3009	Ang Abut, NT, 25°, H9.0, Ti	44
NM-A3209	Ang Abut, 15°, H9.0, Ti	44
NM-A3211	Ang Abut, 15°, H11.0, Ti	44
NM-A3409	Ang Abut, 25°, H9.0, Ti	44
NM-A3411	Ang Abut, 25°, H11.0, Ti	44
NM-A3609	Ang Narrow Abut, 15°, H9.0, Ti	44
NM-A3809	Ang Narrow Abut, 25°, H9.0, Ti	44
NM-A4601	Straight Anatomic Abut, H9.0, SH1.0, Ti	42
NM-A4602	Straight Anatomic Abut, H10.0, SH2.0, Ti	42
NM-A4603	Straight Anatomic Abut, H11.0, SH3.0, Ti	42
NM-A4604	Straight Anatomic Abut, H12.0, SH4.0, Ti	42
NM-A4801	Straight Shldr Abut, H8.5, SH1.0, Ti	42
NM-A4802	Straight Shldr Abut, H9.5, SH2.0, Ti	42
NM-A4803	Straight Shldr Abut, H10.5, SH3.0, Ti	42
NM-A4804	Straight Shldr Abut, H11.5, SH4.0, Ti	42
NM-A5001	Straight Shldr Temp Abut, H9.5, SH1.7, Ti	41
NM-A5002	Straight Shldr Temp Abut, Non-Hex, H9.5, Ti	41
NM-A5101	Straight Shldr Temp Abut, ø3.8mm, H9, SH1, Ti	41
NM-A5102	Str Shldr Temp Abut, ø3.8, Non Hex, H9, SH1, Ti	41
NM-A5300	Straight Narrow Shldr Abut, H8.5, SH0.5, Ti	43
NM-A5301	Straight Narrow Shldr Abut, H8.5, SH1.5, Ti	43
NM-A5302	Straight Narrow Shldr Abut, H8.5, SH2.5, Ti	43
NM-A5515	Straight Mega Abut, ø9.0, H15.0, Ti	43
NM-A5601	Straight Abut, H8.5, Ti	43
NM-A5602	Straight Abut, H10.5, Ti	43
NM-A5709	Straight Wide Abut, H9.0, Ti	43
NM-A5711	Straight Wide Abut, H11.0, Ti	43
NM-A5908	Straight Abut, H8.5, Ti	43
NM-A5909	Straight Abut, H9.5, Ti	43
NM-A5911	Straight Abut, H11.5, Ti	43
NM-A5912	Straight Abut, H12.5, Ti	43
NM-A6006	Straight Narrow Abut, H6.0, Ti	43
NM-A6008	Straight Narrow Abut, H8.0, Ti	43
NM-A7101	Multi Unit Abutment, Straight, H1.0, Ti	46
NM-A7102	Multi Unit Abutment, Straight, H2.0, Ti	46
NM-A7103	Multi. Unit Abutment, Straight, H3.0, Ti	46
NM-A7104	Multi. Unit Abutment, Straight, H4.0, Ti	46
NM-A7105	Multi. Unit Abutment, Straight, H5.0, Ti	46
NM-A7112	Multi. Unit Abutment, Angle 17°, H2.0, Ti	47
NM-A7113	Multi. Unit Abutment, Angle 17°, H3.0, Ti	47
NM-A7114	Muilti Unit Abutment, Angle 17°, H4.0, Ti	47

NM-A7115	Muilti Unit Abutment, Angle 17°, H5.0, Ti	47
NM-A7133	Multi. Unit Abutment, Angle 30°, H2.0, Ti	47
NM-A7134	Multi. Unit Abutment, Angle 30°, H3.0, Ti	47
NM-A7135	Muilti Unit Abutment, Angle 30°, H4.0, Ti	47
NM-A7136	Muilti Unit Abutment, Angle 30°, H5.0, Ti	47
NM-A7144	Multi. Unit Abutment, Angle 45°, H2.0, Ti	47
NM-A7145	Muilti Unit Abutment, Angle 45°, H3.0, Ti	47
NM-A7146	Muilti Unit Abutment, Angle 45°, H4.0, Ti	47
NM-A7147	Muilti Unit Abutment, Angle 45°, H5.0, Ti	47
NM-A7152	Multi-Unit Abutment, Angle 52°, H2.0, Ti	47
NM-A7160	Muilti Unit Abutment, Angle 60°, H2.0, Ti	47
NM-A7212	Vari Connect Abutment, Angle 17°, H2.0, Ti	52
NM-A7213	Vari Connect Abutment, Angle 17°, H3.0, Ti	52
NM-A7233	Vari Connect Abutment, Angle 30°, H2.0, Ti	52
NM-A7234	Vari Connect Abutment, Angle 30°, H3.0, Ti	52
NM-A7244	Vari Connect Abutment, Angle 45°, H2.0, Ti	52
NM-A7252	Vari Connect Abutment, Angle 52°, H2.0, Ti	52
NM-A7260	Vari Connect Abutment, Angle 60°, H2.0, Ti	52

NM-C		
NM-C1001	Straight Abut For Casting, Non Hex, Pl	45
NM-C1002	Straight Abut For Casting, Pl	45
NM-C1005	Castable Cap for Straight Shldr Abutment, Pl	42
NM-C1007	Esthetic Abut Plastic For Casting, Non Hex, Pl	58
NM-C1015	Esthetic Abut Plastic For Casting, Hex, Pl	58
NM-C2001	Titanium Base Plastic Castable Abut, Pl.+Ti	45
NM-C2002	Co. Cr. Base Plastic Castable Abut, Pl.+Co.Cr	45
NM-C2003	Straight Castable Abut, Non Hex, Pl	45
NM-C2004	Straight Castable Abut, Pl	45
NM-C2005	Ang, Castable Abut, 15°, H8.5, Pl	45
NM-C2201	Hex Platform T Base, H0.7, Ti	60
NM-C2202	Non-Hexed T Base, H 0.6, Ti	60
NM-C2212	Hex Platform T Base, H2.0, Ti	60
NM-C2213	Hex Platform T Base, H3.0, Ti	60
NM-C2222	Non-Hexed T Base, H2.0, Ti	60
NM-C2223	Non-Hexed T Base, H3.0, Ti	60
NM-C2230	Hex Platform T Base, H0.3, Ti	60
NM-C2231	Scan post, Ti	59
NM-C3001	Ang Anat Abut, 15°, H9.0, SH1.0, Pl	45
NM-C3002	Ang Anat Abut, 15°, H10.0, SH2.0, Pl	45
NM-C3003	Ang Anat Abut, 15°, H11.0, SH3.0, Pl	45
NM-C3201	Ang Anat Abut, 25°, H9.0, SH1.0, Pl	45
NM-C3202	Ang Anat Abut, 25°, H10.0, SH2.0, Pl	45
NM-C3203	Ang Anat Abut, 25°, H11.0, SH3.0, Pl	45
NM-C4001	Straight Anatomic Abut, H9.0, SH1.0, Pl	45
NM-C4002	Straight Anatomic Abut, H10.0, SH2.0, Pl	45
NM-C4003	Straight Anatomic Abut, H11.0, SH3.0, Pl	45
NM-C5001	Ang Anat Abut, 15°, H9.0, SH1.0, Pk	40
NM-C5002	Ang Anat Abut, 15°, H10.0, SH2.0, Pk	40
NM-C5003	Ang Anat Abut, 15°, H11.0, SH3.0, Pk	40
NM-C5201	Ang Anat Abut, 25°, H9.0, SH1.0, Pk	40

NM-C5202	Ang Anat Abut, 25°, H10.0, SH2.0, Pk	40
NM-C5203	Ang Anat Abut, 25°, H11.0, SH3.0, Pk	40
NM-C6001	Straight Anatomic Abut, H9.0, SH1.0, Pk	40
NM-C6002	Straight Anatomic Abut, H10.0, SH2.0, Pk	40
NM-C6003	Straight Anatomic Abut, H11.0, SH3.0, Pk	40
NM-C7120	Castable Sleeve, Multi Unit, PI	48
NM-C7121	Castable Abutment, Multi Unit, PI	48
NM-C7124	Abutment Base for Multi Unit, Ti	48,61
NM-C7126	Abutment Base for Multi Unit, Narrow, Ti	48,61
NM-C9007	Scan Body for internal hex, H7.0, Peek+Ti Base, SS	59
NM-C9010	Scan Body for internal hex, H10.0, Peek+Ti Base, SS	59
NM-C9013	Scan Body for internal hex, H13.0, Peek+Ti Base	59
NM-C9207	Scan Body for MU, H7.0, Peek+Ti Base	48,59
NM-C9210	Scan Body for MU, H10.0, Peek+Ti Base	48,59
NM-C9213	Scan Body for MU, H13.0, Peek+Ti Base	48,59

NM-D

NM-D1420	Drill, ø2.0, L13mm, SS	65
NM-D1428	Drill, ø2.8, L13mm, SS	65
NM-D1432	Drill, ø3.2, L13mm, SS	65
NM-D1436	Drill, ø3.65, L13mm, SS	65
NM-D1442	Drill, ø4.2, L13mm, SS	65
NM-D1452	Drill, ø5.2, L13mm, SS	65
NM-D2030	Trephine Drill, IC, ø3.0 - ø4.0mm, SS	68
NM-D2040	Trephine Drill, IC, ø4.0 - ø5.0mm, SS	68
NM-D2050	Trephine Drill, IC, ø5.0 - ø6.0mm, SS	68
NM-D2408	Bone Screw Drill, ø1.2, L28mm, Depth 8mm, SS	68,84
NM-D2412	Bone Screw Drill, ø1.2, L32mm, Depth 12mm, SS	68,84
NM-D2515	Stop Drill, ø4.2, L15.0mm, SS	84
NM-D2642	Tissue Punch, ø4.2, SS	67
NM-D2650	Tissue Punch, ø5.0, SS	67
NM-D3371	Bone Profiler, ø6.5, 90°, SS	67
NM-D3372	Bone Profiler, ø5, 30°, SS	67
NM-D3373	Bone Profiler, ø6.5, 45°, SS	67
NM-D3410	Marking-Drill.0mm, SS	68,78, 79,81
NM-D3412	Drill-Extension-SS	68,78, 84
NM-D6006	Stop Drill, ø2.0, L6.0mm, SS	82
NM-D6008	Stop Drill, ø2.0, L8.0mm, SS	82
NM-D6010	Stop Drill, ø2.0, L10.0mm, SS	82
NM-D6011	Stop Drill, ø2.0, L11.5mm, SS	82
NM-D6013	Stop Drill, ø2.0, L13.0mm, SS	82
NM-D6106	Stop Drill, ø2.5, L6.0mm, SS	82
NM-D6108	Stop Drill, ø2.5, L8.0mm, SS	82
NM-D6110	Stop Drill, ø2.5, L10.0mm, SS	82
NM-D6111	Stop Drill, ø2.5, L11.5mm, SS	82
NM-D6113	Stop Drill, ø2.5, L13.0mm, SS	82
NM-D6206	Stop Drill, ø2.8, L6.0mm, SS	82
NM-D6208	Stop Drill, ø2.8, L8.0mm, SS	82
NM-D6210	Stop Drill, ø2.8, L10.0mm, SS	82
NM-D6211	Stop Drill, ø2.8, L11.5mm, SS	82
NM-D6213	Stop Drill, ø2.8, L13.0mm, SS	82
NM-D6306	Stop Drill, ø3.2, L6.0mm, SS	82
NM-D6308	Stop Drill, ø3.2, L8.0mm, SS	82
NM-D6310	Stop Drill, ø3.2, L10.0mm, SS	82

NM-D6311	Stop Drill, ø3.2, L11.5mm, SS	82
NM-D6313	Stop Drill, ø3.2, L13.0mm, SS	82
NM-D6406	Stop Drill, ø3.65, L6.0mm, SS	82
NM-D6408	Stop Drill, ø3.65, L8.0mm, SS	82
NM-D6410	Stop Drill, ø3.65, L10.0mm, SS	82
NM-D6411	Stop Drill, ø3.65, L11.5mm, SS	82
NM-D6413	Stop Drill, ø3.65, L13.0mm, SS	82
NM-D6506	Stop Drill, ø4.2, L6.0mm, SS	82
NM-D6508	Stop Drill, ø4.2, L8.0mm, SS	82
NM-D6510	Stop Drill, ø4.2, L10.0mm, SS	82
NM-D6511	Stop Drill, ø4.2, L11.5mm, SS	82
NM-D6513	Stop Drill, ø4.2, L13.0mm, SS	82
NM-D6606	Stop Drill, ø5.2, L6.0mm, SS	82
NM-D6608	Stop Drill, ø5.2, L8.0mm, SS	82
NM-D6610	Stop Drill, ø5.2, L10.0mm, SS	82
NM-D6611	Stop Drill, ø5.2, L11.5mm, SS	82
NM-D6613	Stop Drill, ø5.2, L13.0mm, SS	82
NM-D7002	Zygoma Drill-C2, L60mm, ø3.0, Step 20mm, SS	84
NM-D7020	Step Drill for Zygoma, ø2.0/ø2.5/ø3.0, L60 mm, SS	69,80,81
NM-D7028	Step Drill for Zygoma, ø2.8/ø3.0, L60 mm, SS	69,80,81
NM-D7032	Step Drill for Zygoma, ø2.8/ø3.2, L60 mm, SS	69,80,81
NM-D7120	Step Drill for Zygoma, ø2.0/ø2.5/ø3.0, L80 mm, SS	69,80,81
NM-D7128	Step Drill for Zygoma, ø2.8/ø3.0, L80 mm, SS	69,80,81
NM-D7132	Step Drill for Zygoma, ø2.8/ø3.2, L80 mm, SS	69,80,81
NM-D7201	Diamond Burr, ø4.2mm, L30mm, Fine, Red	69,80
NM-D7202	Diamond Burr, ø4.2mm, L30mm, Medium, Black	69,80,81
NM-D7203	Diamond Burr, ø4.2mm, L30mm, Coarse, Blue	69,80, 81
NM-D7211	Diamond Burr, ø4.2mm, L30mm, Coarse, Drill Tip	84
NM-D7212	Diamond Burr, ø4.2mm, L40mm, Coarse, Drill Tip	84
NM-D7221	Diamond Burr, ø5.2mm, L10mm	84
NM-D7222	Diamond Burr, ø5.2mm, L15mm	84
NM-D7223	Diamond Burr, ø5.2mm, L20mm	84
NM-D7328	Stopper Drill, ø2.8, Std, L40.0mm, SS	84
NM-D7423	Drill, ø2.3, Std, L43.0mm, SS	70
NM-D7428	Drill, ø2.8, Std, L43.0mm, SS	70
NM-D7432	Drill, ø3.2, Std, L43.0mm, SS	70
NM-D7436	Drill, ø3.65, Std, L43.0mm, SS	70
NM-D7501	Diamond Ball Burr, ø4.2mm, L30mm	69,80,81
NM-D7520	Step Drill for Zygoma, ø2.0/ø2.5/ø3.0, L40 mm, SS	69,81
NM-D7528	Step Drill for Zygoma, ø2.8/ø3.0, L40 mm, SS	69,81
NM-D7532	Step Drill for Zygoma, ø2.8/ø3.2, L40 mm, SS	69,81
NM-D7542	Zygoma Drill-C1, L40mm, ø4.2, SS	84
NM-D7602	Zygoma Drill-C2, L50mm, ø3.0, Step 20mm, SS	84
NM-D7620	Step Drill for Zygoma, ø2.0/ø2.5/ø3.0, L50 mm,SS	69,81
NM-D7628	Step Drill for Zygoma, ø2.8/ø3.0, L50 mm,SS	69,81
NM-D7632	Step Drill for Zygoma, ø2.8/ø3.2, L50 mm,SS	69,81
NM-D7642	Zygoma Drill-C1, L50mm, ø4.2, SS	84
NM-D7701	Zygoma Drill-C2, L40mm, ø3.0, Step 10mm, SS	84
NM-D7702	Zygoma Drill-C2, L40mm, ø3.0, Step 20mm, SS	84

NM-E

NM-E1005	Esthetic Abut Base, Hex, H0.5, Ti	58
NM-E1015	Esthetic Abut Base, Hex, H1.5, Ti	58

NM-E1025	Esthetic Abut Base, Hex, H2.5, Ti	58
NM-F		
NM-F3308	Tuff, D3.3, L8, Int. Hex Ti. Implant	10
NM-F3310	Tuff, D3.3, L10, Int. Hex Ti. Implant	10
NM-F3311	Tuff, D3.3, L11.5, Int. Hex Ti. Implant	10
NM-F3313	Tuff, D3.3, L13, Int. Hex Ti. Implant	10
NM-F3316	Tuff, D3.3, L16, Int. Hex Ti. Implant	10
NM-F3706	Tuff, D3.75, L6, Int. Hex Ti. Implant	10,20
NM-F3708	Tuff, D3.75, L8, Int. Hex Ti. Implant	10
NM-F3710	Tuff, D3.75, L10, Int. Hex Ti. Implant	10
NM-F3711	Tuff, D3.75, L11.5, Int. Hex Ti. Implant	10
NM-F3713	Tuff, D3.75, L13, Int. Hex Ti. Implant	10
NM-F3716	Tuff, D3.75, L16, Int. Hex Ti. Implant	10
NM-F3718	Tuff, D3.75, L18, Int. Hex Ti. Implant	10
NM-F3720	Tuff, D3.75, L20, Int. Hex Ti. Implant	10
NM-F4206	Tuff, D4.2, L6, Int. Hex Ti. Implant	10,20
NM-F4208	Tuff, D4.2, L8, Int. Hex Ti. Implant	10
NM-F4210	Tuff, D4.2, L10, Int. Hex Ti. Implant	10
NM-F4211	Tuff, D4.2, L11.5, Int. Hex Ti. Implant	10
NM-F4213	Tuff, D4.2, L13, Int. Hex Ti. Implant	10
NM-F4216	Tuff, D4.2, L16, Int. Hex Ti. Implant	10
NM-F4218	Tuff, D4.2, L18, Int. Hex Ti. Implant	10
NM-F4220	Tuff, D4.2, L20, Int. Hex Ti. Implant	10
NM-F4222	Tuff, D4.2, L22, Int. Hex Ti. Implant	10
NM-F4225	Tuff, D4.2, L25, Int. Hex Ti. Implant	10
NM-F4306	Tuff TT, D4.2, L6, Int. Hex Ti. Implant	14,20
NM-F4308	Tuff TT, D4.2, L8, Int. Hex Ti. Implant	14
NM-F4310	Tuff TT, D4.2, L10, Int. Hex Ti. Implant	14
NM-F4311	Tuff TT, D4.2, L11.5, Int. Hex Ti. Implant	14
NM-F4313	Tuff TT, D4.2, L13, Int. Hex Ti. Implant	14
NM-F4316	Tuff TT, D4.2, L16, Int. Hex Ti. Implant	14
NM-F4318	Tuff TT, D4.2, L18, Int. Hex Ti. Implant	14
NM-F4320	Tuff TT, D4.2, L20, Int. Hex Ti. Implant	14
NM-F4430	Zygomatic, D4.2, L30, Int. Hex Ti. Implant	30
NM-F4432	Zygomatic, D4.2, L32.5, Int. Hex Ti. Implant	30
NM-F4435	Zygomatic, D4.2, L35, Int. Hex Ti. Implant	30
NM-F4437	Zygomatic, D4.2, L37.5, Int. Hex Ti. Implant	30
NM-F4440	Zygomatic, D4.2, L40, Int. Hex Ti. Implant	30
NM-F4442	Zygomatic, D4.2, L42.5, Int. Hex Ti. Implant	30
NM-F4445	Zygomatic, D4.2, L45, Int. Hex Ti. Implant	30
NM-F4447	Zygomatic, D4.2, L47.5, Int. Hex Ti. Implant	30
NM-F4450	Zygomatic, D4.2, L50, Int. Hex Ti. Implant	30
NM-F4452	Zygomatic, D4.2, L52.5, Int. Hex Ti. Implant	30
NM-F4455	Zygomatic, D4.2, L55, Int. Hex Ti. Implant	30
NM-F4457	Zygomatic, D4.2, L57.5, Int. Hex Ti. Implant	30
NM-F4460	Zygomatic, D4.2, L60, Int. Hex Ti. Implant	30
NM-F5006	Tuff, D5.0, L6, Int. Hex Ti. Implant	10,20
NM-F5008	Tuff, D5.0, L8, Int. Hex Ti. Implant	10
NM-F5010	Tuff, D5.0, L10, Int. Hex Ti. Implant	10
NM-F5011	Tuff, D5.0, L11.5, Int. Hex Ti. Implant	10
NM-F5013	Tuff, D5.0, L13, Int. Hex Ti. Implant	10
NM-F5016	Tuff, D5.0, L16, Int. Hex Ti. Implant	10
NM-F5106	Tuff TT, D5.0, L6, Int. Hex Ti. Implant	14,20
NM-F5108	Tuff TT, D5.0, L8, Int. Hex Ti. Implant	14
NM-F5110	Tuff TT, D5.0, L10, Int. Hex Ti. Implant	14

NM-F5111	Tuff TT, D5.0, L11.5, Int. Hex Ti. Implant	14
NM-F5113	Tuff TT, D5.0, L13, Int. Hex Ti. Implant	14
NM-F5116	Tuff TT, D5.0, L16, Int. Hex Ti. Implant	14
NM-F6006	Tuff, D6.0, L6, Int. Hex Ti. Implant	11,20
NM-F6008	Tuff, D6.0, L8, Int. Hex Ti. Implant	11
NM-F6010	Tuff, D6.0, L10, Int. Hex Ti. Implant	11
NM-F6011	Tuff, D6.0, L11.5, Int. Hex Ti. Implant	11
NM-F6013	Tuff, D6.0, L13, Int. Hex Ti. Implant	11
NM-F6016	Tuff, D6.0, L16, Int. Hex Ti. Implant	11
NM-F6106	Tuff TT, D6.0, L6, Int. Hex Ti. Implant	14,20
NM-F6108	Tuff TT, D6.0, L8, Int. Hex Ti. Implant	14
NM-F6110	Tuff TT, D6.0, L10, Int. Hex Ti. Implant	14
NM-F6111	Tuff TT, D6.0, L11.5, Int. Hex Ti. Implant	14
NM-F6113	Tuff TT, D6.0, L13, Int. Hex Ti. Implant	14

NM-G		
NM-G3308	Onyx, D3.3, L8, Int. Hex Ti. Implant	16
NM-G3310	Onyx, D3.3, L10, Int. Hex Ti. Implant	16
NM-G3311	Onyx, D3.3, L11.5, Int. Hex Ti. Implant	16
NM-G3313	Onyx, D3.3, L13, Int. Hex Ti. Implant	16
NM-G3316	Onyx, D3.3, L16, Int. Hex Ti. Implant	16
NM-G3706	Onyx, D3.75, L6, Int. Hex Ti. Implant	16,20
NM-G3708	Onyx, D3.75, L8, Int. Hex Ti. Implant	16
NM-G3710	Onyx, D3.75, L10, Int. Hex Ti. Implant	16
NM-G3711	Onyx, D3.75, L11.5, Int. Hex Ti. Implant	16
NM-G3713	Onyx, D3.75, L13, Int. Hex Ti. Implant	16
NM-G3716	Onyx, D3.75, L16, Int. Hex Ti. Implant	16
NM-G4206	Onyx, D4.2, L6, Int. Hex Ti. Implant	16,20
NM-G4208	Onyx, D4.2, L8, Int. Hex Ti. Implant	16
NM-G4210	Onyx, D4.2, L10, Int. Hex Ti. Implant	16
NM-G4211	Onyx, D4.2, L11.5, Int. Hex Ti. Implant	16
NM-G4213	Onyx, D4.2, L13, Int. Hex Ti. Implant	16
NM-G4216	Onyx, D4.2, L16, Int. Hex Ti. Implant	16
NM-G5006	Onyx, D5.0, L6, Int. Hex Ti. Implant	16,20
NM-G5008	Onyx, D5.0, L8, Int. Hex Ti. Implant	16
NM-G5010	Onyx, D5.0, L10, Int. Hex Ti. Implant	16
NM-G5011	Onyx, D5.0, L11.5, Int. Hex Ti. Implant	16
NM-G5013	Onyx, D5.0, L13, Int. Hex Ti. Implant	16
NM-G5016	Onyx, D5.0, L16, Int. Hex Ti. Implant	16
NM-G6006	Onyx, D6.0, L6, Int. Hex Ti. Implant	16,20
NM-G6008	Onyx, D6.0, L8, Int. Hex Ti. Implant	16
NM-G6010	Onyx, D6.0, L10, Int. Hex Ti. Implant	16
NM-G6011	Onyx, D6.0, L11.5, Int. Hex Ti. Implant	16
NM-G6013	Onyx, D6.0, L13, Int. Hex Ti. Implant	16

NM-H		
NM-H3802	Healing Cap, ø3.8, H2.0, Ti	36
NM-H3803	Healing Cap, ø3.8, H3.0, Ti	36
NM-H3804	Healing Cap, ø3.8, H4.0, Ti	36
NM-H3805	Healing Cap, ø3.8, H5.0, Ti	36
NM-H3806	Healing Cap, ø3.8, H6.0, Ti	36
NM-H3807	Healing Cap, ø3.8, H7.0, Ti	36
NM-H4602	Healing Cap, ø4.6, H2.0, Ti	36
NM-H4603	Healing Cap, ø4.6, H3.0, Ti	36
NM-H4604	Healing Cap, ø4.6, H4.0, Ti	36
NM-H4605	Healing Cap, ø4.6, H5.0, Ti	36
NM-H4606	Healing Cap, ø4.6, H6.0, Ti	36
NM-H4607	Healing Cap, ø4.6, H7.0, Ti	36

NM-H5502	Healing Cap, ø5.5, H2.0, Ti	36
NM-H5503	Healing Cap, ø5.5, H3.0, Ti	36
NM-H5504	Healing Cap, ø5.5, H4.0, Ti	36
NM-H5505	Healing Cap, ø5.5, H5.0, Ti	36
NM-H5506	Healing Cap, ø5.5, H6.0, Ti	36
NM-H5507	Healing Cap, ø5.5, H7.0, Ti	36
NM-H6303	Healing Cap, ø6.3, H3.0, Ti	36
NM-H6304	Healing Cap, ø6.3, H4.0, Ti	36
NM-H6305	Healing Cap, ø6.3, H5.0, Ti	36
NM-H6306	Healing Cap, ø6.3, H6.0, Ti	36
NM-H6307	Healing Cap, ø6.3, H7.0, Ti	36
NM-H7101	Healing Cap for Multi Unit, ø4.9, H4.8, Ti	48,53
NM-H7102	Healing Cap for Multi Unit, ø4.9, H7.0, Ti	48,53

NM-M

NM-M4010	Cortical, D4.0, L10, Int. Hex Ti. Implant	18
NM-M4011	Cortical, D4.0, L11.5, Int. Hex Ti. Implant	18
NM-M4013	Cortical, D4.0, L13, Int. Hex Ti. Implant	18
NM-M4016	Cortical, D4.0, L16, Int. Hex Ti. Implant	18
NM-M4018	Cortical, D4.0, L18, Int. Hex Ti. Implant	18
NM-M4020	Cortical, D4.0, L20, Int. Hex Ti. Implant	18
NM-M4218	PteryCore, D4.2, L18, Int. Hex Ti. Implant	29
NM-M4220	PteryCore, D4.2, L20, Int. Hex Ti. Implant	29
NM-M4222	PteryCore, D4.2, L22, Int. Hex Ti. Implant	29
NM-M4225	PteryCore, D4.2, L25, Int. Hex Ti. Implant	29
NM-M5008	Cortical, D5.0, L8, Int. Hex Ti. Implant	18
NM-M5010	Cortical, D5.0, L10, Int. Hex Ti. Implant	18
NM-M5011	Cortical, D5.0, L11.5, Int. Hex Ti. Implant	18
NM-M5013	Cortical, D5.0, L13, Int. Hex Ti. Implant	18
NM-M5016	Cortical, D5.0, L16, Int. Hex Ti. Implant	18
NM-M6008	Cortical, D6.0, L8, Int. Hex Ti. Implant	18
NM-M6010	Cortical, D6.0, L10, Int. Hex Ti. Implant	18
NM-M6011	Cortical, D6.0, L11.5, Int. Hex Ti. Implant	18
NM-M6013	Cortical, D6.0, L13, Int. Hex Ti. Implant	18
NM-M6016	Cortical, D6.0, L16, Int. Hex Ti. Implant	18

NM-S

NM-S1002	Screw for Esthetic Abut, NM-E1005, L10.5, Ti	58
NM-S1102	Screw for Esthetic Abut, NM-E1015, L11.5, Ti	58
NM-S1202	Screw for Esthetic Abut, NM-E1025, L12.5, Ti	58
NM-S1307	Screw for Transfer, L13.0, Ti	37
NM-S1610	Screw for Transfer, L16.0, Ti	37
NM-S2418	Screw for Transfer, Open Tray, L24.0, Ti	37
NM-S5023	Implant Cover Screw, L5.0, Ti	11,12,14, 16,18,20, 28,29,30
NM-S7101	Screw for Multi Unit Abutment, Ti	47
NM-S7102	Screw for Multi Unit Components, L4.0, Ti	48,53,61
NM-S7111	Screw for Multi Unit Transfe	48,53
NM-S8324	Screw for Abutment, L8.3, Ti	38,40,41, 42,43,44, 45,60

NM-T

NM-T1100	Flat Attachment, H0.5, Ti	57
NM-T1101	Flat Attachment, H1.0, Ti	57
NM-T1102	Flat Attachment, H2.0, Ti	57
NM-T1103	Flat Attachment, H3.0, Ti	57
NM-T1104	Flat Attachment, H4.0, Ti	57

NM-T1105	Flat Attachment, H5.0, Ti	57
NM-T1200	Ball Attachment, H0.5, Ti	56
NM-T1201	Ball Attachment, H1.0, Ti	56
NM-T1202	Ball Attachment, H2.0, Ti	56
NM-T1203	Ball Attachment, H3.0, Ti	56
NM-T1204	Ball Attachment, H4.0, Ti	56
NM-T1205	Ball Attachment, H5.0, Ti	56
NM-T1206	Ball Attachment, H6.0, Ti	56
NM-T1824	Sealing Disc	53,57
NM-T3001	Metal Cap for ø2.5mm Ball Atch, ø5.0, H3.2mm, SS	53,56
NM-T3002	Cap for ø2.5mm Ball Atch, Extra Soft, Yellow, Ny	53,56
NM-T3003	Cap Insert for ø2.5mm Ball Atch, Soft, Pink, Ny	53,56
NM-T3004	Cap Insert for ø2.5mm Ball Atch, Std, White, Ny	53,56
NM-T3010	Metal Cap for Flat Attachment, ø5.5, H2.3mm, SS	53,57
NM-T3015	Cap Insert for Flat Attachment, Soft, Ny	53,57
NM-T3016	Cap Insert for Flat Attachment, Standard, Ny	53,57
NM-T3017	Cap for Flat Attachment, Hard, Ny	53,57
NM-T3018	Cap Insert for Flat Attachment, Hard, Nylon	53,57
NM-T3019	Cap Insert for Flat Attachment, Laboratory, Nylon	53,57
NM-T3099	Flat Attachment CAP Set	53,57
NM-T3201	Metal Cap for ø1.8mm Ball Atch, ø4.3, H2.8mm, SS	27
NM-T3202	Cap for ø1.8mm Ball Atch, Extra Soft, Yellow, Ny	27
NM-T3203	Cap Insert for ø1.8mm Ball Atch, Soft, Pink, Ny	27
NM-T3409	Clip On Transfer, Closed Tray, H9.0mm, SS	39
NM-T3413	Clip On Transfer, Closed Tray, H13.0mm, SS	39
NM-T3507	Transfer, Closed Tray, H12.0, Narrow, SS	37
NM-T3511	Transfer, Closed Tray, H12.0mm, SS	37
NM-T3601	Transfer, Closed Tray, H8.0mm, SS	37
NM-T3802	Ball Transfer, Closed Tray, SH2.0mm, Ti	38
NM-T3803	Ball Transfer, Closed Tray, SH3.0mm, Ti	38
NM-T3804	Ball Transfer, Closed Tray, SH4.0mm, Ti	38
NM-T3805	Ball Transfer, Closed Tray, SH5.0mm, Ti	38
NM-T3806	Ball Transfer, Closed Tray, SH6.0mm, Ti	38
NM-T4008	Transfer, Open Tray, H8.0mm, SS	37
NM-T4012	Transfer, Open Tray, H12.0mm, SS	37
NM-T4201	Transfer, Open Tray, H12.0mm, SS	37
NM-T4203	Transfer, Open Tray, H12.0mm, SS	37
NM-T4204	Transfer, Open Tray, H12.0mm, Non-Hex, SS	37
NM-T4402	Snap On Cap for Ball Transfer, H11.0, PI	38,48,53
NM-T4410	Snap On Transfer for MBI, PI	27
NM-T4420	Snap On Transfer for MONO, PI	23,25
NM-T6004	Analog, ø4.0mm, H12.7mm, SS	39
NM-T6005	Analog, ø5.0mm, H12.7mm, SS	39
NM-T6124	Analog for MBI Implant, SS	27
NM-T6202	Analog for Mono Implant, SS	23,25
NM-T7102	Ball Transfer for Multi Unit, Closed Tray, H8,Ti	48,53
NM-T7111	Transfer for Multi Unit, Open Tray,0mm, SS	48,53
NM-T7121	Universal Abutment for Multi Unit, Ti	48
NM-T7122	Castable Sleeve Positioner, Multi Unit, Ti	48
NM-T7123	Universal Abutment for Multi Unit, Wide, Ti	48
NM-T7151	Analog for Multi Unit, SS	48
NM-T7251	Analog for Vari Connect, SS	53
NM-T7262	Ball Attachment, Vari Connect, H2.0, Ti	53

NM-T7263	Ball Attachment, Vari Connect, H3.0, Ti	53
NM-T7264	Ball Attachment, Vari Connect, H4.0, Ti	53
NM-T7273	Flat Attachment, Vari Connect, H3.0 Ti	53
NM-T7274	Flat Attachment, Vari Connect, H4.0 Ti	53
NM-T7282	Vari Connect Extender, H2.0 Ti	52
NM-T7283	Vari Connect Extender, H3.0 Ti	52
NM-T7284	Vari Connect Extender, H4.0 Ti	52
NM-T7285	Vari Connect Extender, H5.0 Ti	52
NM-T7286	Vari Connect Extender, H6.0 Ti	52

NM-V

NM-V2010	MBI, D2.0, L10, Mini Ball Ti. Implant	26
NM-V2013	MBI, D2.0, L13, Mini Ball Ti. Implant	26
NM-V2016	MBI, D2.0, L16, Mini Ball Ti. Implant	26
NM-V2018	MBI, D2.0, L18, Mini Ball Ti. Implant	26
NM-V2410	MBI, D2.4, L10, Mini Ball Ti. Implant	26
NM-V2413	MBI, D2.4, L13, Mini Ball Ti. Implant	26
NM-V2416	MBI, D2.4, L16, Mini Ball Ti. Implant	26
NM-V2418	MBI, D2.4, L18, Mini Ball Ti. Implant	26
NM-V2910	MBI, D2.9, L10, Mini Ball Ti. Implant	26
NM-V2913	MBI, D2.9, L13, Mini Ball Ti. Implant	26
NM-V2916	MBI, D2.9, L16, Mini Ball Ti. Implant	26
NM-V2918	MBI, D2.9, L18, Mini Ball Ti. Implant	26
NM-V3008	Mono, D3.0, L8, One Piece Ti. Implant	22
NM-V3010	Mono, D3.0, L10, One Piece Ti. Implant	22
NM-V3011	Mono, D3.0, L11.5, One Piece Ti. Implant	22
NM-V3013	Mono, D3.0, L13, One Piece Ti. Implant	22
NM-V3016	Mono, D3.0, L16, One Piece Ti. Implant	22
NM-V3306	Mono, D3.3, L6, One Piece Ti. Implant	22
NM-V3308	Mono, D3.3, L8, One Piece Ti. Implant	22
NM-V3310	Mono, D3.3, L10, One Piece Ti. Implant	22
NM-V3311	Mono, D3.3, L11.5, One Piece Ti. Implant	22
NM-V3313	Mono, D3.3, L13, One Piece Ti. Implant	22
NM-V3316	Mono, D3.3, L16, One Piece Ti. Implant	22
NM-V3706	Mono, D3.75, L6, One Piece Ti. Implant	22
NM-V3708	Mono, D3.75, L8, One Piece Ti. Implant	22
NM-V3710	Mono, D3.75, L10, One Piece Ti. Implant	22
NM-V3711	Mono, D3.75, L11.5, One Piece Ti. Implant	22
NM-V3713	Mono, D3.75, L13, One Piece Ti. Implant	22
NM-V3716	Mono, D3.75, L16, One Piece Ti. Implant	22
NM-V4206	Mono, D4.2, L6, One Piece Ti. Implant	22
NM-V4208	Mono, D4.2, L8, One Piece Ti. Implant	22
NM-V4210	Mono, D4.2, L10, One Piece Ti. Implant	22
NM-V4211	Mono, D4.2, L11.5, One Piece Ti. Implant	22
NM-V4213	Mono, D4.2, L13, One Piece Ti. Implant	22
NM-V4216	Mono, D4.2, L16, One Piece Ti. Implant	22
NM-V4218	Mono, D4.2, L18, One Piece Ti. Implant	22
NM-V5006	Mono, D5.0, L6, One Piece Ti. Implant	22
NM-V5008	Mono, D5.0, L8, One Piece Ti. Implant	22
NM-V5010	Mono, D5.0, L10, One Piece Ti. Implant	22
NM-V5011	Mono, D5.0, L11.5, One Piece Ti. Implant	22
NM-V5013	Mono, D5.0, L13, One Piece Ti. Implant	22
NM-V5016	Mono, D5.0, L16, One Piece Ti. Implant	22

NM-X

NM-X7228	Spoon ID 2.8, OD5.0, L12.0, No Shoulder, SS	83
----------	---	----

NM-X7230	Drilling Spoon ID 3.0mm, OD 4.2mm, L6.0mm, No Shoulder, SS	83
NM-X1006	Hand driver Internal Hex 1.25mm, L7.0mm, SS	34,72
NM-X1007	Hand driver Hex 1.25mm, L14.0mm, SS	34,72,78
NM-X1008	Motor Mount Hex 1.25, L20.0mm, SS	34,72,78,79
NM-X1009	Motor Mount Hex 1.25, L25.0mm, SS	34,72,74
NM-X1010	Motor Mount Hex 1.25, L35.0mm, SS	34,72
NM-X1011	Hand driver Hex 1.25mm, L20.0mm, SS	34,72
NM-X1016	Driver Internal Hex 2.0mm, L6.0mm, SS	35,49,53,73
NM-X1017	Driver Internal Hex 2.0mm, L10.0mm, SS	35,49,53,73
NM-X1018	Driver Internal Sqr 2.15mm, L6.0mm, SS	23,25,71
NM-X1019	Driver Internal Sqr 2.15mm, L10.0mm, SS	23,25,71
NM-X1020	Ratchet	74,79,81
NM-X1021	Torque Ratchet	74,78,79
NM-X1023	Surgical screw driver long	74,81
NM-X1025	Depth Probe 6mm to 16mm	74,78
NM-X1026	Guide pin, H10.0mm, SS	75,78,79
NM-X1027	Guide pin, H16.0mm, SS	75,78,79
NM-X1028	Depth Probe 35mm to 60mm	69,80,81
NM-X1030	Contra-angle Torque Control Piece	74
NM-X1040	Bone Screw driver	84
NM-X1041	Mount, Bone Screw driver, Star-Hex 1.25, L50mm, SS	84
NM-X1050	Pro Ratchet Torque	74
NM-X1120	Motor Mount Internal Hex 2.0, L20.0mm, SS	49,53,73
NM-X1125	Motor Mount Internal Hex 2.0, L25.0mm, SS	49,53,73
NM-X1207	Driver Hex 1.25mm, L7.0mm, SS	34,72,78
NM-X1210	Driver Hex 1.25mm, L10.0mm, SS	34,72,80
NM-X1215	Driver Hex 1.25mm, L15.0mm, SS	34,72,78,81
NM-X1302	Angulated Guide Pin 17°, L10.0, Ti	76
NM-X1304	Angulated Guide Pin 30°, L10.0, Ti	76
NM-X1305	Angulated Guide Pin 45°, L10.0, Ti	76
NM-X1312	Angulated Guide Pin 17°, L16.0, Ti	76
NM-X1314	Angulated Guide Pin 30°, L16.0, Ti	76
NM-X1315	Angulated Guide Pin 45°, L16.0, Ti	76
NM-X1402	Internal Hex Angulated Guide 17°, Ti	75
NM-X1404	Internal Hex Angulated Guide 30°, Ti	75
NM-X1405	Internal Hex Angulated Guide 45°, Ti	75
NM-X1406	Interanal Hex Angulated Guide 52°, SS	75
NM-X1407	Interanal Hex Angulated Guide 60°, SS	75
NM-X1520	Motor Mount Internal Sqr 1.7, L20.0mm, SS	27,71
NM-X1620	Motor Mount Internal Sqr 2.15, L20.0mm, SS	23,25,71
NM-X1720	Driver Internal Sqr 2.15mm, L20.0mm, SS	23,25,71
NM-X1802	Driver for NMBV Int Sqr 2.15mm, L20.0mm, SS	25
NM-X2118	Surgical Set for ZYGOMA	80
NM-X2250	Pterygoid Surgical Set	80
NM-X2119	Surgical Set for ZYGOMA Premium	81
NM-X2212	35 Pcs. Stop Drill Set	82
NM-X2216	15 Pcs. Stop Drill Set	82
NM-X2230	Surgical Guided Set for Ezgoma	83
NM-X2415	Driver Internal Sqr 1.7mm, L10.0mm, SS	27,71
NM-X2701	Positioning pin for Driver, SS	84
NM-X2702	Extraction pin, SS	84
NM-X2710	Driver Hex 2.4mm, Dia 4.2mm, L10mm, SS	84

NM-X2715	Driver Hex 2.4mm, Dia 4.2mm, L15mm, SS	84
NM-X2720	Driver Hex 2.4mm, Dia 4.2mm, L20mm, SS	84
NM-X3001	Osteotom 2.0mm, SS	70
NM-X3002	Osteotom 3.0mm, SS	70
NM-X3370	Bone Profiler Adaptor, ø2.4, SS.	67
NM-X7006	Hand driver Star-Hex 1.25, L7.0mm, SS	35,49,73
NM-X7007	Hand driver Star-Hex1.25, L14.0mm, SS	35,49,73, 80,81
NM-X7008	Motor Mount, Star-Hex 1.25mm, L20.0mm, SS	35,49,73
NM-X7009	Motor Mount, Star-Hex 1.25mm, L25.0mm, SS	35,49,73, 74,81,84
NM-X7010	Motor Mount, Star-Hex 1.25mm, L35.0mm, SS	35,49,73
NM-X7011	Hand driver Star-Hex 1.25mm, L20.0mm, SS	35,49,73
NM-X7100	Holder for Straight Multi Unit Abutment, PI	46
NM-X7101	Holder for Angled Multi Unit Abutment, Ti	47
NM-X7307	Driver Star Hex 1.25mm, L7.0mm, SS	73
NM-X7310	Driver Star Hex 1.25mm, L10.0mm, SS	73
NM-X7315	Driver Star Hex 1.25mm, L15.0mm, SS	73,81
NM-X2240	Guided Surgery Set for EZguide™	84

NMAF

NMAF3308	Tuff PRO, D3.3, L8, Int. Hex Ti. Implant	12
NMAF3310	Tuff PRO, D3.3, L10, Int. Hex Ti. Implant	12
NMAF3311	Tuff PRO, D3.3, L11.5, Int. Hex Ti. Implant	12
NMAF3313	Tuff PRO, D3.3, L13, Int. Hex Ti. Implant	12
NMAF3316	Tuff PRO, D3.3, L16, Int. Hex Ti. Implant	12
NMAF3708	Tuff PRO, D3.75, L8, Int. Hex Ti. Implant	12
NMAF3710	Tuff PRO, D3.75, L10, Int. Hex Ti. Implant	12
NMAF3711	Tuff PRO, D3.75, L11.5, Int. Hex Ti. Implant	12
NMAF3713	Tuff PRO, D3.75, L13, Int. Hex Ti. Implant	12
NMAF3716	Tuff PRO, D3.75, L16, Int. Hex Ti. Implant	12
NMAF4206	Tuff PRO, D4.2, L6, Int. Hex Ti. Implant	12,20
NMAF4208	Tuff PRO, D4.2, L8, Int. Hex Ti. Implant	12
NMAF4210	Tuff PRO, D4.2, L10, Int. Hex Ti. Implant	12
NMAF4211	Tuff PRO, D4.2, L11.5, Int. Hex Ti. Implant	12
NMAF4213	Tuff PRO, D4.2, L13, Int. Hex Ti. Implant	12
NMAF4216	Tuff PRO, D4.2, L16, Int. Hex Ti. Implant	12
NMAF4218	PteryFit, D4.2, L18, Int. Hex Ti. Implant	28
NMAF4220	PteryFit, D4.2, L20, Int. Hex Ti. Implant	28
NMAF4222	PteryFit, D4.2, L22, Int. Hex Ti. Implant	28
NMAF4225	PteryFit, D4.2, L25, Int. Hex Ti. Implant	28
NMAF5006	Tuff PRO, D5.0, L6, Int. Hex Ti. Implant	12,20
NMAF5008	Tuff PRO, D5.0, L8, Int. Hex Ti. Implant	12
NMAF5010	Tuff PRO, D5.0, L10, Int. Hex Ti. Implant	12
NMAF5011	Tuff PRO, D5.0, L11.5, Int. Hex Ti. Implant	12
NMAF5013	Tuff PRO, D5.0, L13, Int. Hex Ti. Implant	12
NMAF5016	Tuff PRO, D5.0, L16, Int. Hex Ti. Implant	12

NMBS

NMBS1608	Bone Screw ø1.6 L8.0mm, Ti	83
NMBS1610	Bone Screw ø1.6 L10.0mm, Ti	83
NMBS1612	Bone Screw ø1.6 L12.0mm, Ti	83
NMBS1808	Bone Screw ø1.8 L8.0mm, Ti	83
NMBS1810	Bone Screw ø1.8 L10.0mm, Ti	83
NMBS1812	Bone Screw ø1.8 L12.0mm, Ti	83

NMBV

NMBV3310	Mono, D3.3,L10, Bendable One Piece Ti. Implant	24
NMBV3311	Mono, D3.3,L11.5, Bendable One Piece Ti. Implant	24
NMBV3313	Mono, D3.3,L13, Bendable One Piece Ti. Implant	24
NMBV3316	Mono, D3.3,L16, Bendable One Piece Ti. Implant	24
NMBV3706	Mono, D3.75,L6, Bendable One Piece Ti. Implant	24
NMBV3708	Mono, D3.75,L8, Bendable One Piece Ti. Implant	24
NMBV3710	Mono, D3.75, L10, Bendable One Piece Ti. Implant	24
NMBV3711	Bendable Mono,D3.75, L11.5, ø1.8 One Piece Ti. Implant	24
NMBV3713	Bendable Mono, D3.75, L13, ø1.8 One Piece Ti. Implant	24
NMBV3716	Bendable Mono, D3.75, L16, ø1.8 One Piece Ti. Implant	24
NMBV4206	Mono, D4.2,L6, Bendable One Piece Ti. Implant	24
NMBV4208	Mono, D4.2,L8, Bendable One Piece Ti. Implant	24
NMBV4210	Mono, D4.2, L10, Bendable One Piece Ti. Implant	24
NMBV4211	Bendable Mono, D4.2, L11.5, ø1.8 One Piece Ti. Implant	24
NMBV4213	Bendable Mono, D4.2, L13, ø1.8 One Piece Ti. Implant	24
NMBV4216	Bendable Mono, D4.2, L16, ø1.8 One Piece Ti. Implant	24
NMBV5008	Mono, D5.0,L8, Bendable One Piece Ti. Implant	24
NMBV5010	Mono, D5.0,L10, Bendable One Piece Ti. Implant	24
NMBV5011	Mono, D5.0,L11.5, Bendable One Piece Ti. Implant	24
NMBV5013	Mono, D5.0,L13, Bendable One Piece Ti. Implant	24
NMBV5016	Mono, D5.0,L16, Bendable One Piece Ti. Implant	24

NMCD

NMCD1034	Drill, Countersink, ø3.8-4.2mm, DLC, SS	68,78,79
NMCD1056	Drill, Countersink, ø5.0-6.0mm, DLC, SS	68,78
NMCD1220	Drill, ø2.0, Std, L19.0mm, DLC, SS	65,78,79
NMCD1225	Drill, ø2.0, Std, L19.0mm, DLC, SS	65
NMCD1228	Drill, ø2.8, Std, L19.0mm, DLC, SS	65,78,79
NMCD1232	Drill, ø3.2, Std, L19.0mm, DLC, SS	65,78,79
NMCD1236	Drill, ø3.65, Std, L19.0mm, DLC, SS	65,78,79
NMCD1242	Drill, ø4.2, Std, L19.0mm, DLC, SS	65,78,79
NMCD1252	Drill, ø5.2, Std, L19.0mm, DLC, SS	65,78
NMCD2312	Drill, ø1.2, L16.0mm,DLC, SS	27,68
NMCD2315	Drill, ø1.5, L16.0mm,DLC, SS	23,25,27, 68,78
NMCD3018	Conical Drill, ø1.8-2.4mm, L19.0mm, DLC, SS	66,78,79
NMCD3020	Conical Drill, ø2.0-3.2mm, L19.0mm, DLC, SS	66,78,79
NMCD3025	Conical Drill, ø2.5-3.7mm, L19.0mm, DLC, SS	66,78,79
NMCD3027	Conical Drill, ø2.7-4.0mm, L19.0mm, DLC, SS	66
NMCD3028	Conical Drill, ø2.7-4.5mm, L19.0mm, DLC, SS	66,78,79
NMCD3031	Conical Drill, ø3.1-5.5mm, L19.0mm, DLC, SS	66,78,79

NMCX

NMCX2111	Surgical Set, Premium, Including Tools, DLC	78
----------	---	----

NMCX2112	Surgical Set, Premium, Conical drills, DLC	78
NMCX2210	Surgical Set, Mini, Torque Ratchet, DLC	79
NMCX2211	Surgical Set, Mini, Ratchet, DLC	79
NMCX2213	Surgical Set Mini, T/Ratchet, Con-Drills, DLC	79

NMDT

NMDT6004	Digital Analog for Internal Hex, H7.0mm, SS	62
NMDT7151	Digital Analog for Multi-Unit, H7.0mm, SS	48,62

NMHX

NMHX1014	Motor Mount Hex 2.42, L20.0mm, Self-Holding, SS	71,78,81
NMHX1015	Motor Mount Hex 2.42, L28.0mm, Self-Holding, SS	71,78,79,81,84
NMHX2607	Driver HeX 2.42mm, L7.0mm, Self-Holding, SS	71,78
NMHX2610	Driver HeX 2.42mm, L10.0mm, Self-Holding, SS	71,81
NMHX2615	Driver HeX 2.42mm, L15.0mm, Self-Holding, SS	71,78,79
NMHX2620	Driver HeX 2.42mm, L20.0mm, Self-Holding, SS	71,80,81,84
NMHX2640	Driver HeX 2.42mm, L40.0mm, Self-Holding, SS	71

NMSF

NMSF3308	Tuff, D3.3, L8, Int. Hex Ti. Implant	10
NMSF3310	Tuff, D3.3, L10, Int. Hex Ti. Implant	10
NMSF3311	Tuff, D3.3, L11.5, Int. Hex Ti. Implant	10
NMSF3313	Tuff, D3.3, L13, Int. Hex Ti. Implant	10
NMSF3316	Tuff, D3.3, L16, Int. Hex Ti. Implant	10
NMSF3706	Tuff, D3.75, L6, Int. Hex Ti. Implant	10,20
NMSF3708	Tuff, D3.75, L8, Int. Hex Ti. Implant	10
NMSF3710	Tuff, D3.75, L10, Int. Hex Ti. Implant	10
NMSF3711	Tuff, D3.75, L11.5, Int. Hex Ti. Implant	10
NMSF3713	Tuff, D3.75, L13, Int. Hex Ti. Implant	10
NMSF3716	Tuff, D3.75, L16, Int. Hex Ti. Implant	10
NMSF3718	Tuff, D3.75, L18, Int. Hex Ti. Implant	10
NMSF3720	Tuff, D3.75, L20, Int. Hex Ti. Implant	10
NMSF4206	Tuff, D4.2, L6, Int. Hex Ti. Implant	10,20
NMSF4208	Tuff, D4.2, L8, Int. Hex Ti. Implant	10
NMSF4210	Tuff, D4.2, L10, Int. Hex Ti. Implant	10
NMSF4211	Tuff, D4.2, L11.5, Int. Hex Ti. Implant	10
NMSF4213	Tuff, D4.2, L13, Int. Hex Ti. Implant	10
NMSF4216	Tuff, D4.2, L16, Int. Hex Ti. Implant	10
NMSF4218	Tuff, D4.2, L18, Int. Hex Ti. Implant	10
NMSF4220	Tuff, D4.2, L20, Int. Hex Ti. Implant	10
NMSF4222	Tuff, D4.2, L22, Int. Hex Ti. Implant	10
NMSF4225	Tuff, D4.2, L25, Int. Hex Ti. Implant	10
NMSF5006	Tuff, D5.0, L6, Int. Hex Ti. Implant	10,20
NMSF5008	Tuff, D5.0, L8, Int. Hex Ti. Implant	10
NMSF5010	Tuff, D5.0, L10, Int. Hex Ti. Implant	10
NMSF5011	Tuff, D5.0, L11.5, Int. Hex Ti. Implant	10
NMSF5013	Tuff, D5.0, L13, Int. Hex Ti. Implant	10
NMSF5016	Tuff, D5.0, L16, Int. Hex Ti. Implant	10
NMSF6006	Tuff, D6.0, L6, Int. Hex Ti. Implant	11,20
NMSF6008	Tuff, D6.0, L8, Int. Hex Ti. Implant	11
NMSF6010	Tuff, D6.0, L10, Int. Hex Ti. Implant	11
NMSF6011	Tuff, D6.0, L11.5, Int. Hex Ti. Implant	11

NMSF6013	Tuff, D6.0, L13, Int. Hex Ti. Implant	11
NMSF6016	Tuff, D6.0, L16, Int. Hex Ti. Implant	11

NMSD

NMSD2510	Drill Stopper ,ID ø4.2, IL10.0mm, SS	84
NMSD4032	Step Drill, ø3.2-ø2.8, L19.0mm, DLC, SS	66
NMSD4036	Step Drill, ø3.65-ø3.2, L19.0mm, DLC, SS	66
NMSD4042	Step Drill, ø4.2-ø3.65, L19.0mm, DLC, SS	66
NMSD4052	Step Drill, ø5.2-ø4.2, L19.0mm, DLC, SS	66
NMSD7318	Drill Stopper ,ID ø2.8, IL18.0mm, SS	84
NMSD7320	Drill Stopper ,ID ø2.8, IL20.0mm, SS	84
NMSD7322	Drill Stopper ,ID ø2.8, IL22.0mm, SS	84
NMSD7325	Drill Stopper ,ID ø2.8, IL25.0mm, SS	84

NMTV

NMTV2010	MBI-NC, D2.0, L10, Mini Ball Non Collar Ti. Impl	26
NMTV2013	MBI-NC, D2.0, L13, Mini Ball Non Collar Ti. Impl	26
NMTV2016	MBI-NC, D2.0, L16, Mini Ball Non Collar Ti. Impl	26
NMTV2018	MBI-NC, D2.0, L18, Mini Ball Non Collar Ti. Impl	26
NMTV2410	MBI-NC, D2.4, L10, Mini Ball Non-Collar Ti. Impl	26
NMTV2413	MBI-NC, D2.4, L13, Mini Ball Non-Collar Ti. Impl	26
NMTV2416	MBI-NC, D2.4, L16, Mini Ball Non-Collar Ti. Impl	26
NMTV2418	MBI-NC, D2.4, L18, Mini Ball Non-Collar Ti. Impl	26
NMTV2910	MBI-NC, D2.9, L10, Mini Ball Non-Collar Ti. Impl	26
NMTV2913	MBI-NC, D2.9, L13, Mini Ball Non-Collar Ti. Impl	26
NMTV2916	MBI-NC, D2.9, L16, Mini Ball Non-Collar Ti. Impl	26
NMTV2918	MBI-NC, D2.9, L18, Mini Ball Non-Collar Ti. Impl	26

NMXD

NMXD7220	Diamond Burr, ø5.2mm, Dia 3mm extender	83
----------	--	----

Is your implant
Tuff *enough?*



We can make you
Smile

